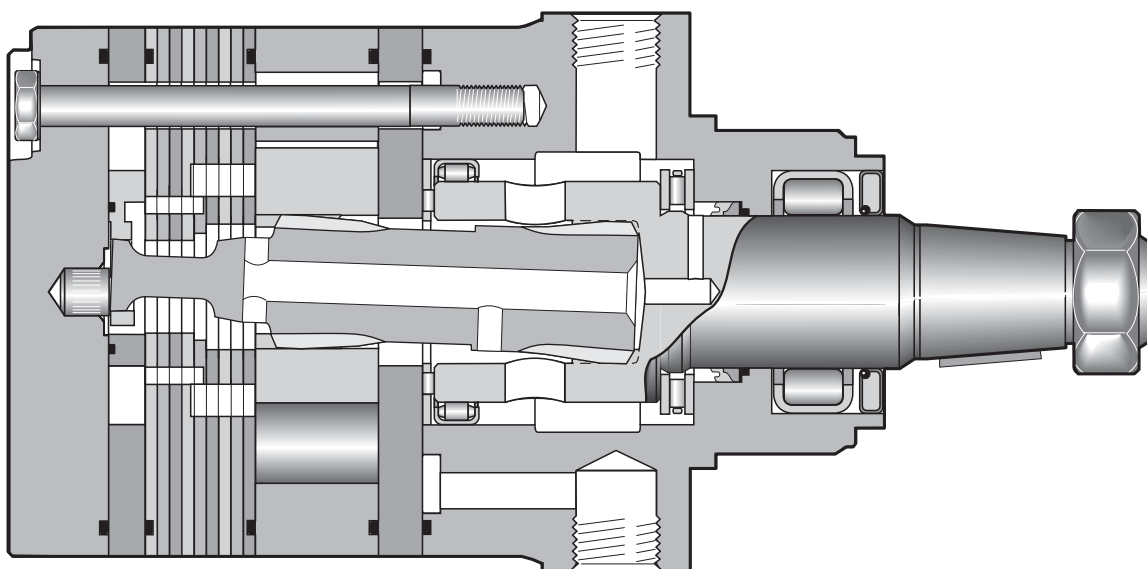
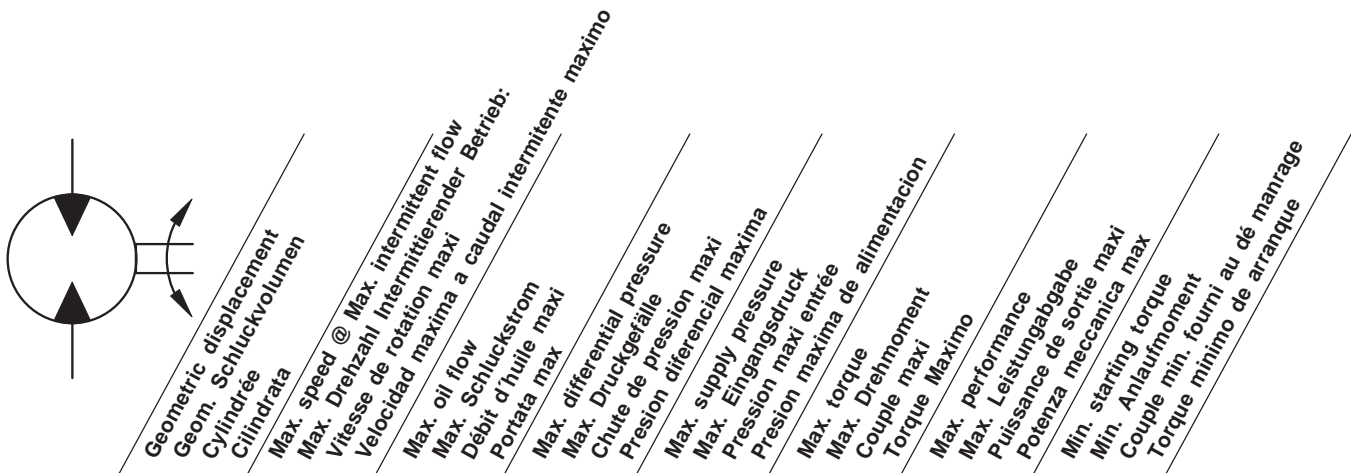


13 Displacements 13 Schluckvolumen 13 Cylindrée 13 Desplazamientos	(8.6 to 58.5 in ³ /rev) 141 . . . 959 cm ³ /rev
Maximum Pressure Eingangsdruck Pression entrée Presion Maxima	Cont. (to 3000 psi) . . . 207 bar Int. (to 4000 psi) . . . 276 bar
Maximum Oil Flow Schluckstrom Débit d'huile Caudal Maximo de Aceite	(to 30 gpm) . . . 114 lpm
Maximum Speed Drehzahl Vitesse de rotation Velocidad Maxima	(660 rpm) 660 rpm
Maximum Torque MaxDrehmoment Couple Torque Maximo	Cont. (9,239 lb in) 1044 Nm Int. (12,636 lb in) 1428 Nm
Maximum Side Load at Key Seitenlast Charges latérales Carga Maxima Lateral	(to 3597 lb) . . . 16000 N

Exceptional Strength and Durability in a High Performance Motor

The heart of Parker's TG Series powertrain, the torque link, is an extra heavy duty part that includes patented 60:40 spline geometry. Rugged construction throughout allows the transmission of over 13,000 lb-in of torque. The entire powertrain is continually washed in cool, high flow fluid to assure long life. Roller vanes and sealed commutator maintain high efficiency and provide smooth low speed performance.





Motor Series TG	cm ³ /rev in ³ /rev	rev/min	cont / int* l/min g/min		cont / int* bar psi		max bar psi	cont / int* Nm lb-in		max KW HP	cont / int* Nm lb-in	
TG0140	141 8.6	660	76 20	95 25	207 3000	276 4000	300 4350	390 3455	530 4692	33 45	315 2791	418 3706
TG0170	169 10.3	554	76 20	95 25	207 3000	276 4000	300 4350	476 4216	646 5714	33 45	376 3331	505 4469
TG0195	195 11.9	477	76 20	95 25	207 3000	276 4000	300 4350	556 4919	753 6663	33 45	451 3989	611 5408
TG0240	238 14.5	393	76 20	95 25	207 3000	276 4000	300 4350	677 5991	913 8081	32 44	582 5152	776 6865
TG0280	280 17.1	334	76 20	95 25	207 3000	276 4000	300 4350	796 7044	1073 9499	31 42	675 5972	870 7699
TG0310	310 18.9	303	76 20	95 25	207 3000	276 4000	300 4350	924 8184	1229 10817	31 41	778 6882	1005 8893
TG0335	337 20.6	277	76 20	95 25	207 3000	276 4000	300 4350	964 8533	1297 11479	30 41	843 7458	1117 9889
TG0405	405 24.7	232	76 20	95 25	172 2500	241 3500	300 4350	942 8336	1342 11877	27 37	791 7002	1145 10133
TG0475	477 29.1	237	76 20	114 30	138 2000	207 3000	300 4350	887 7853	1372 12145	28 38	740 6549	1120 9909
TG0530	528 32.3	213	76 20	114 30	138 2000	172 2500	300 4350	983 8701	1253 11086	23 31	874 7737	1091 9657
TG0625	623 38.0	182	76 20	114 30	121 1750	155 2250	300 4350	986 8727	1291 11424	20 27	895 7924	1165 10312
TG0785	786 48.0	143	76 20	114 30	103 1500	138 2000	300 4350	1044 9239	1428 12636	17 23	991 8772	1341 11876
TG0960	959 58.5	118	76 20	114 30	69 1000	103 1500	300 4350	773 6843	1268 11227	12 16	763 6752	1177 10419

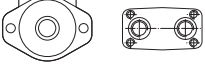
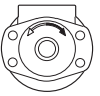





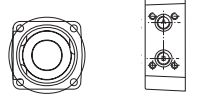





Performance data based on testing using 10W40 oil with a viscosity of 200 SUS at 54° C (130° F). Performance data is typical. Actual data may vary slightly from one production motor to another.

Les données sur les performances sont basées sur des tests utilisant de l'huile 10W40 d'une viscosité de 200 SUS à 54°C (130°F). Ces données correspondent à des situations typiques. Les données réelles peuvent varier légèrement d'un moteur de production à l'autre.

Leistungsdaten sind gemessen mit SAE 10W40 bei einer Viskosität von 43,1 Cst bei 54°C. Geringfügige Abweichungen von den Katalogdaten sind möglich.

Datos tecnicos obtenidos con aceite 10W40 de 200 SUS de viscosidad a 54°C (130°F). Los datos proporcionados son valores típicos. Los valores exactos reales podrían tener una pequeña variación entre distintos motores.

* Intermittent operation rating applies to 10% of every minute.
Intermittierende Werte maximal 10% von jeder Betriebsminute.
Fonctionnement interm. 10% max. de chaque minute d'utilisation.
Capacidad de funcionamiento intermitente valida para 10% por cada minuto.

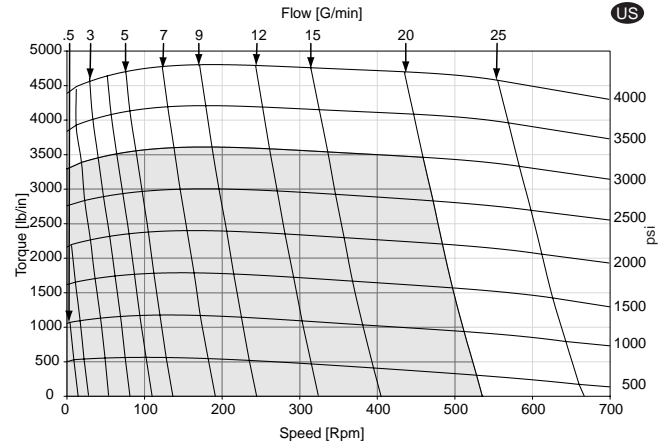
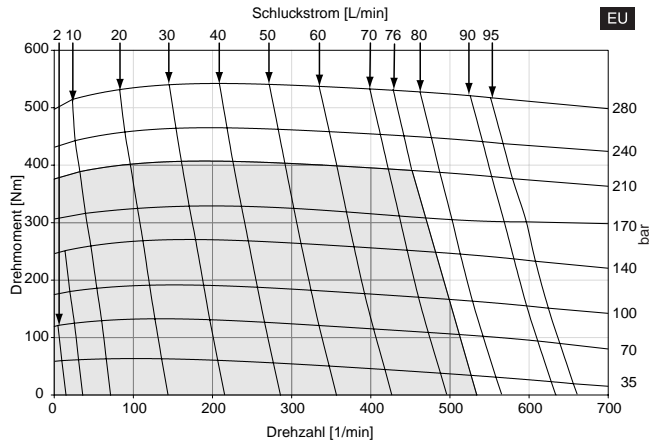
TG	XXXX	XX	XX	0	XXXX
Series	Displacement Schluckvolumen Cylindrée Desplazamiento	Mounting/Ports Gehäuse/Anschluß Carter/Plan de raccordement Montaje/Lumbreras	Shaft Welle Arbre Eje	Rotation Drehrichtung Direction de rotation Rotacion	Options Opciones
Code	cm³/tr cm³/giro cm³/U cu in³/rev	Code	Mounting	Code	Front Port Rotation
0140	141 / 8.6	AM	SAE "A" 2 Bolt, 5/16-18 UNC Manifold 	0	Standard 
0170	169 / 10.3	AS	SAE "A" 2 Bolt, 7/8-14 SAE 	AAAB	No Paint No lackiert
0195	195 / 11.9	LS	Wheel, Front Brake Nose, 7/8-14 SAE 	AAAA	Black Paint Schwarz lackiert
0240	238 / 14.5	MS	Magneto, 7/8-14 SAE 	Code	Shaft
0280	280 / 17.1	US	Wheel, Standard, 7/8-14 SAE 	01*	1" 6B Spline 
0310	310 / 18.9	WE*	Wheel, Optional, Manifold Rear Port 	03	1 1/4" Keyed 
0335	337 / 20.6			05	1 1/4" 14 Tooth Spline 
0405	405 / 24.7			06	19 Tooth Spline 
0475	477 / 29.1			08	1 1/4" Tapered** 
0530	528 / 32.3			19	1 3/8" J501 Taper 
0625	623 / 38.0				
0785	786 / 48.0				
0960	959 / 58.5				

* Requires rear porting.
Nur Endanschluss möglich
Exige des orifices en arriere
Necesita lumbrera posterior

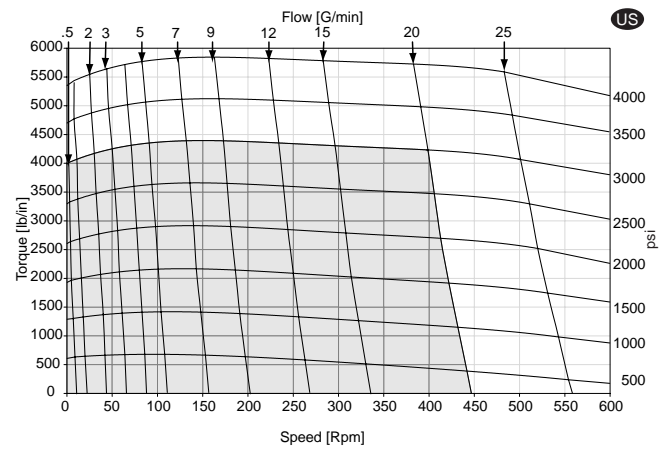
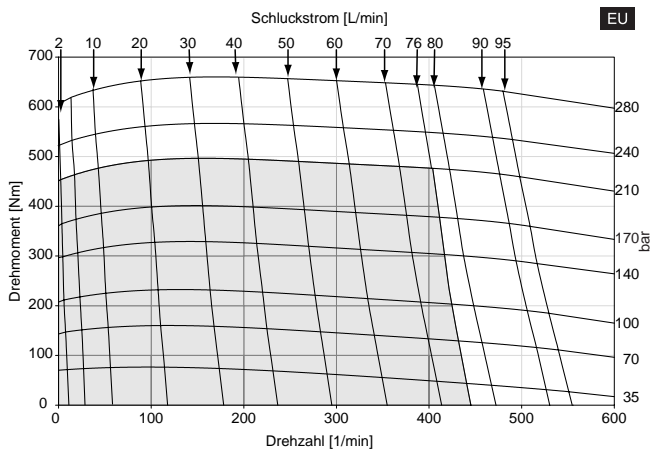
* Abtriebswelle	Ø 25mm	Max. Moment cont./int.	} 450/550 Nm
Coupling shaft	Ø 1 inch	Max. torque cont./int.	
Arbre	6BSAE	Couple maxi cont./int.	
Eje de acople		Coppia max cont./int.	

Consult factory for other available options, configurations ordering codes and lead times.

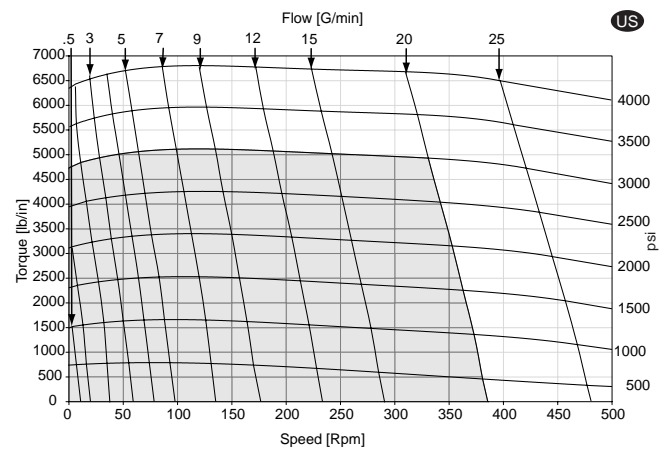
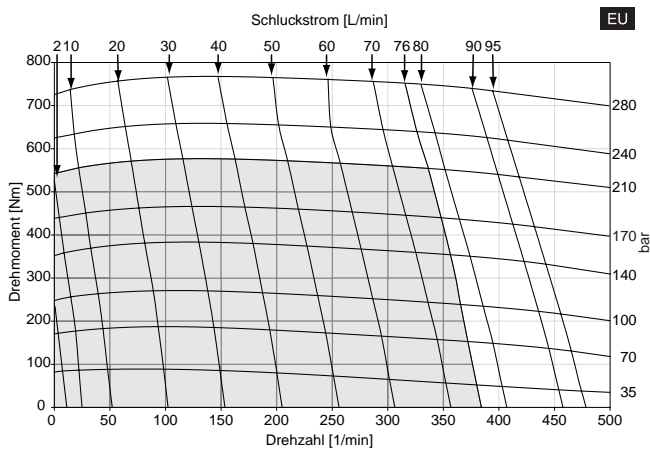
TG 0140



TG 0170



TG 0195



Cont.

Int.

Intermittent operation rating applies to 10% of every minute.

Fonctionnement interm. 10% max. de chaque minute d'utilisation.

Performance data based on testing using 10W40 oil with a viscosity of 200 SUS at 54° C (130° F.). Performance data is typical. Actual data may vary slightly from one production motor to another.

Les données sur les performances sont basées sur des tests utilisant de l'huile 10W40 d'une viscosité de 200 SUS à 54°C (130°F). Ces données correspondent à des situations typiques. Les données réelles peuvent varier légèrement d'un moteur de production à l'autre.

pp 100-115 TG SD.p65

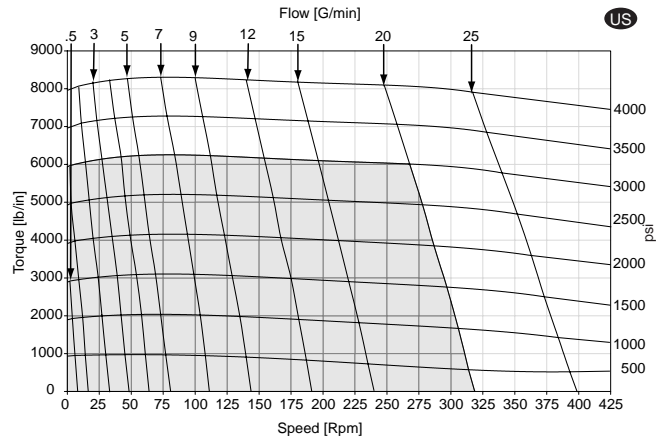
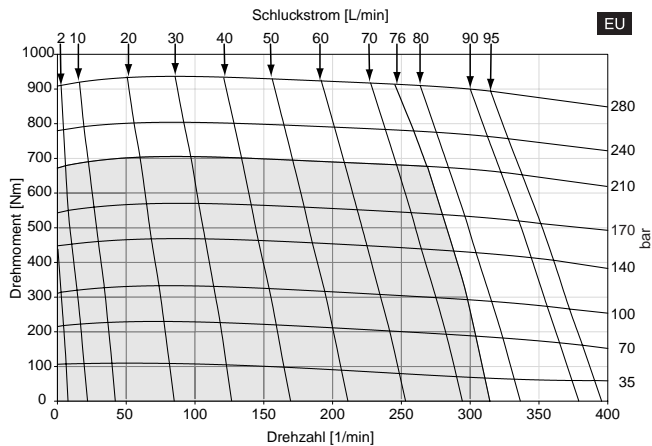
Intermittierende Werte maximal 10% von jeder Betriebsminute.

Capacidad de funcionamiento intermitente valida para 10% por cada minuto.

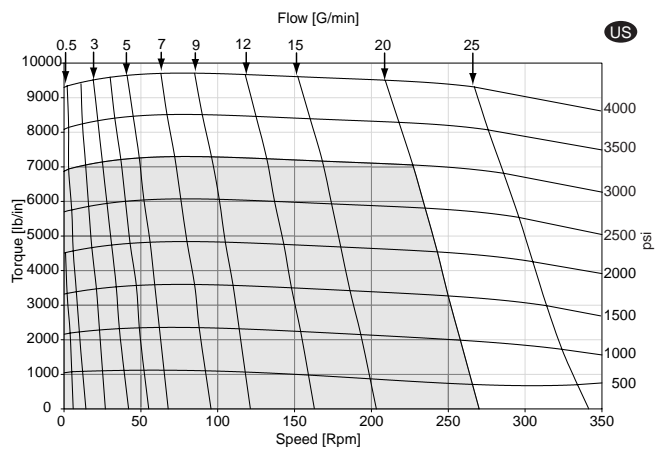
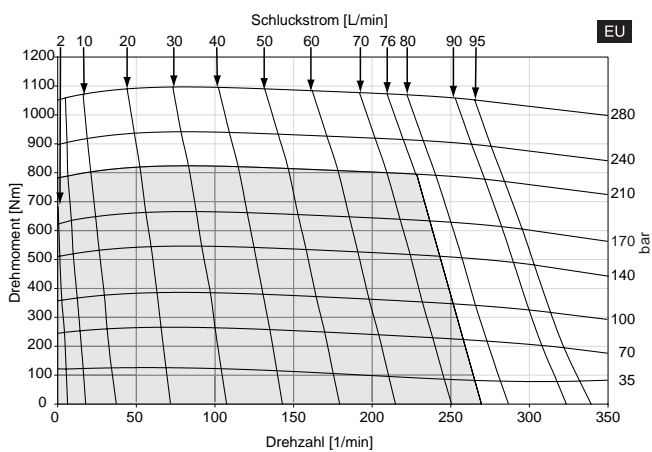
Leistungsdaten sind gemessen mit SAE 10W40 bei einer Viskosität von 43,1 Cst bei 54°C. Geringfügige Abweichungen von den Katalogdaten sind möglich.

Datos tecnicos obtenidos con aceite 10W40 de 200 SUS de viscosidad a 54°C (130°F). Los datos proporcionados son valores típicos. Los valores exactos reales podrían tener una pequeña variación entre distintos motores.

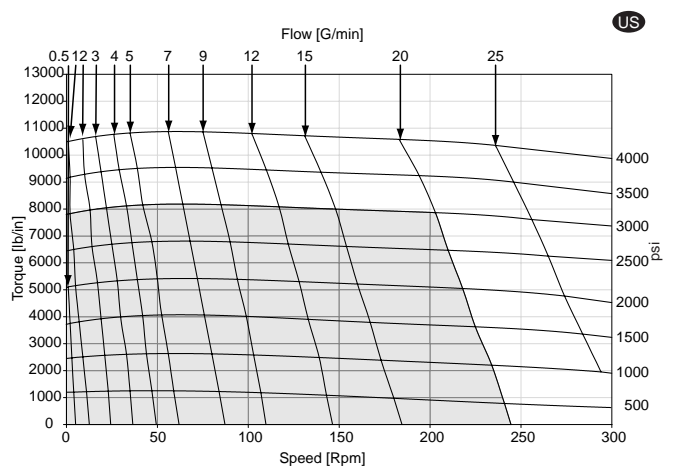
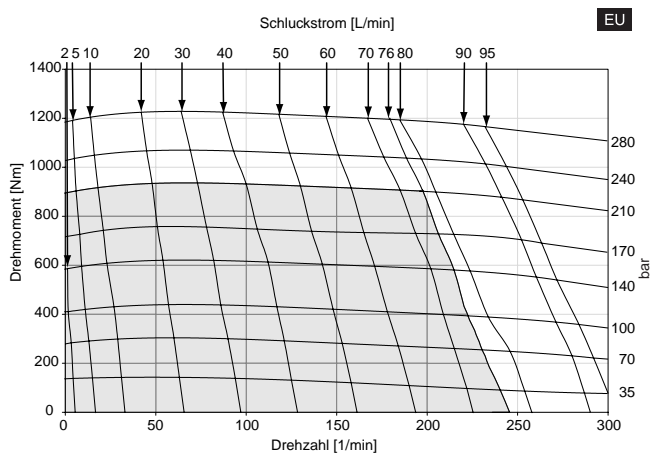
TG 0240



TG 0280



TG 0310



□ Cont.

□ Int.

Intermittent operation rating applies to 10% of every minute.

Fonctionnement interm. 10% max. de chaque minute d'utilisation.

Performance data based on testing using 10W40 oil with a viscosity of 200 SUS at 54° C (130° F.). Performance data is typical. Actual data may vary slightly from one production motor to another.

Les données sur les performances sont basées sur des tests utilisant de l'huile 10W40 d'une viscosité de 200 SUS à 54°C (130°F). Ces données correspondent à des situations typiques. Les données réelles peuvent varier légèrement d'un moteur de production à l'autre.

pp 100-115TG SD.p65

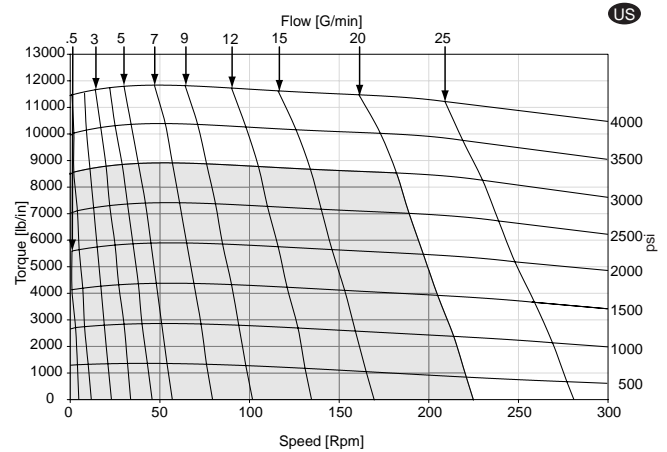
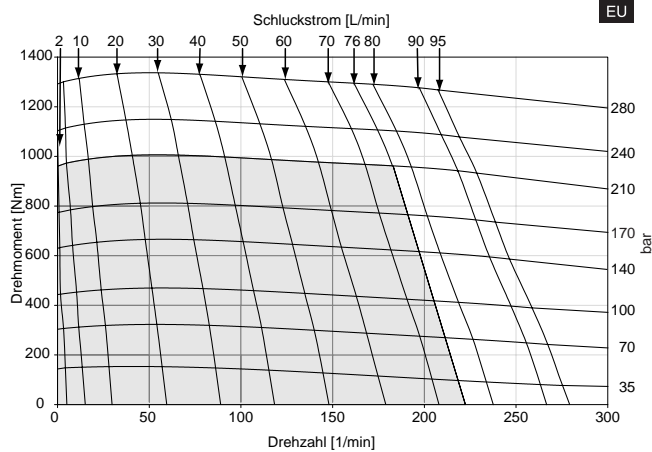
Intermittierende Werte maximal 10% von jeder Betriebsminute.

Capacidad de funcionamiento intermitente valida para 10% por cada minuto.

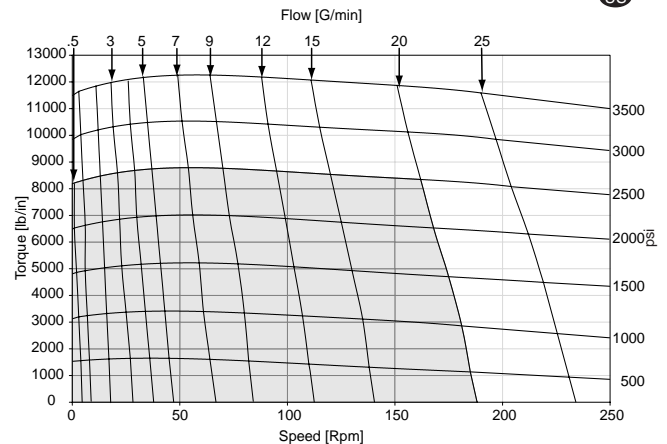
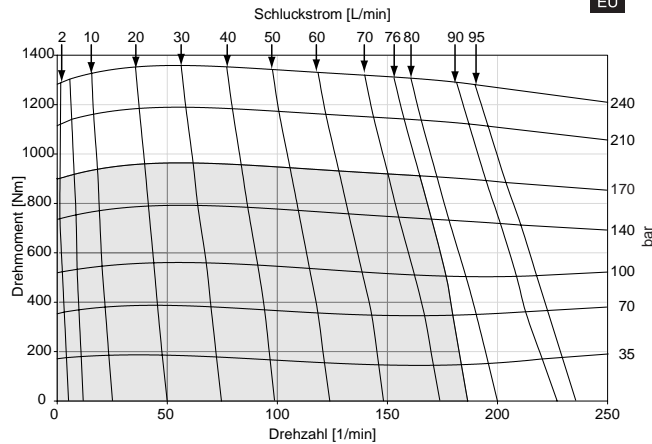
Leistungsdaten sind gemessen mit SAE 10W40 bei einer Viskosität von 43,1 Cst bei 54°C. Geringfügige Abweichungen von den Katalogdaten sind möglich.

Datos tecnicos obtenidos con aceite 10W40 de 200 SUS de viscosidad a 54°C (130°F). Los datos proporcionados son valores típicos. Los valores exactos reales podrían tener una pequeña variación entre distintos motores.

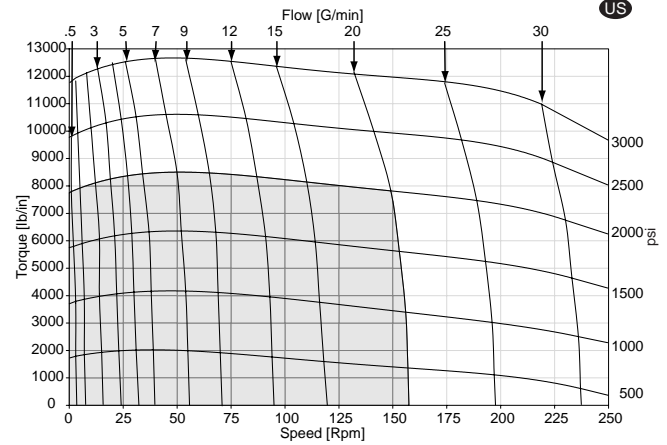
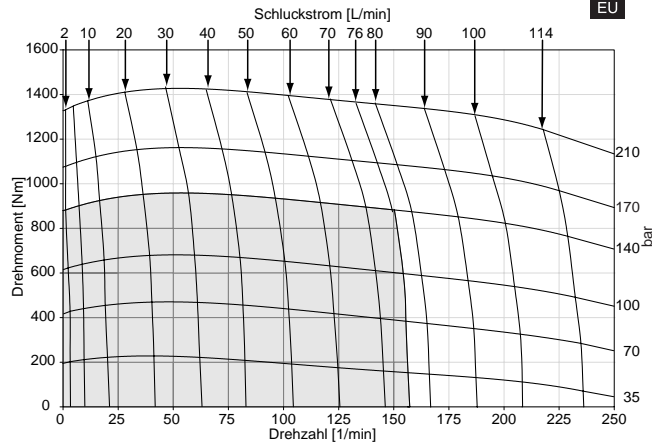
TG 0335



TG 0405



TG 0475



Cont.

Int.

Intermittent operation rating applies to 10% of every minute.

Fonctionnement interm. 10% max. de chaque minute d'utilisation.

Performance data based on testing using 10W40 oil with a viscosity of 200 SUS at 54° C (130° F.). Performance data is typical. Actual data may vary slightly from one production motor to another.

Les données sur les performances sont basées sur des tests utilisant de l'huile 10W40 d'une viscosité de 200 SUS à 54°C (130°F). Ces données correspondent à des situations typiques. Les données réelles peuvent varier légèrement d'un moteur de production à l'autre.

pp 100-115 TG SD.p65

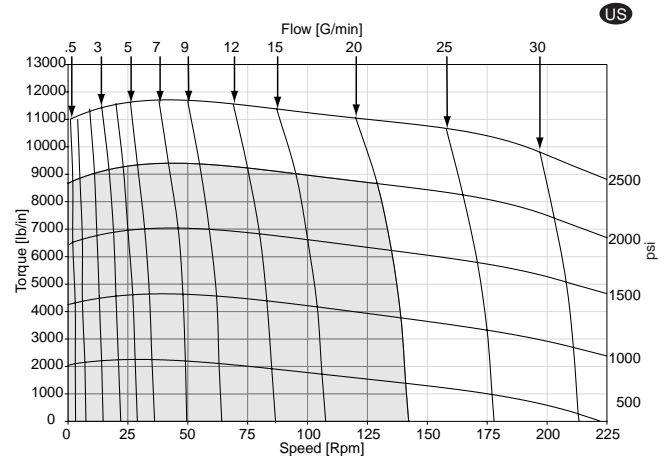
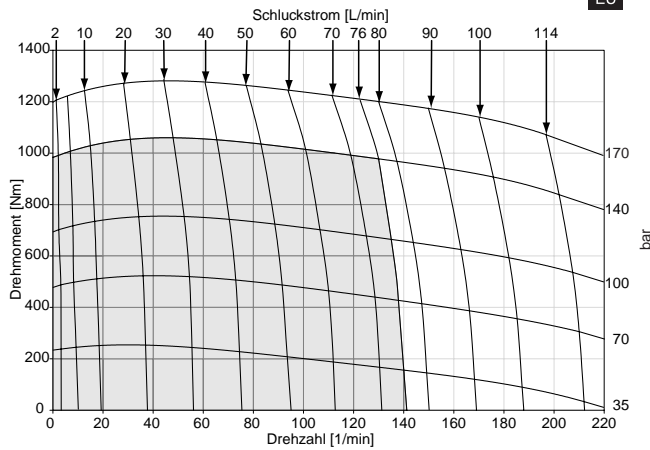
Intermittierende Werte maximal 10% von jeder Betriebsminute.

Capacidad de funcionamiento intermitente valida para 10% por cada minuto.

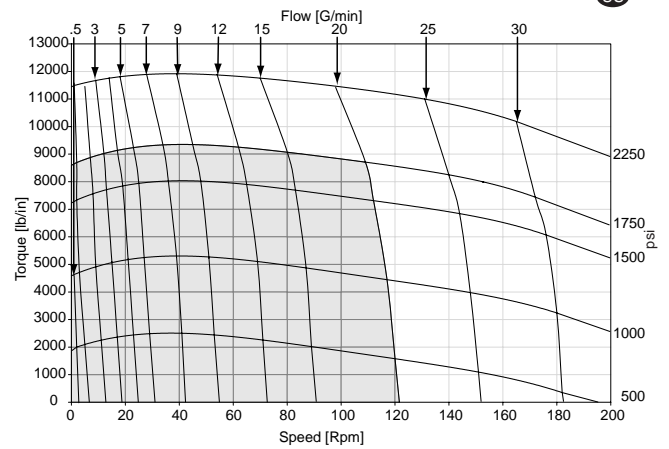
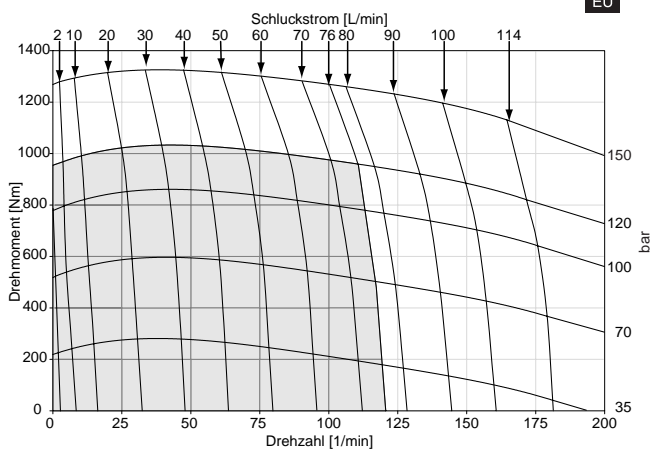
Leistungsdaten sind gemessen mit SAE 10W40 bei einer Viskosität von 43,1 Cst bei 54°C. Geringfügige Abweichungen von den Katalogdaten sind möglich.

Datos tecnicos obtenidos con aceite 10W40 de 200 SUS de viscosidad a 54°C (130°F). Los datos proporcionados son valores típicos. Los valores exactos reales podrían tener una pequeña variación entre distintos motores.

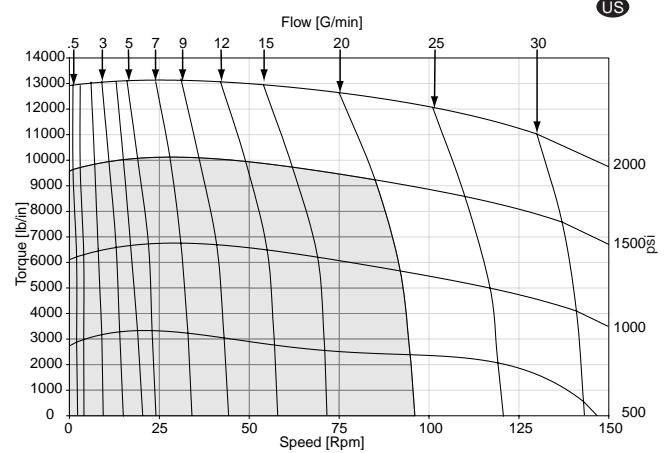
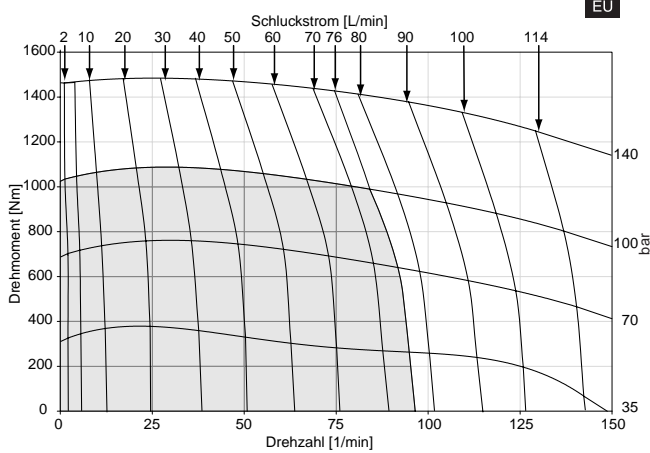
TG 0530



TG 0625



TG 0785



Cont.

Int.

Intermittent operation rating applies to 10% of every minute.

Fonctionnement interm. 10% max. de chaque minute d'utilisation.

Performance data based on testing using 10W40 oil with a viscosity of 200 SUS at 54° C (130° F.). Performance data is typical. Actual data may vary slightly from one production motor to another.

Les données sur les performances sont basées sur des tests utilisant de l'huile 10W40 d'une viscosité de 200 SUS à 54°C (130°F). Ces données correspondent à des situations typiques. Les données réelles peuvent varier légèrement d'un moteur de production à l'autre.

pp 100-115TG SD.p65

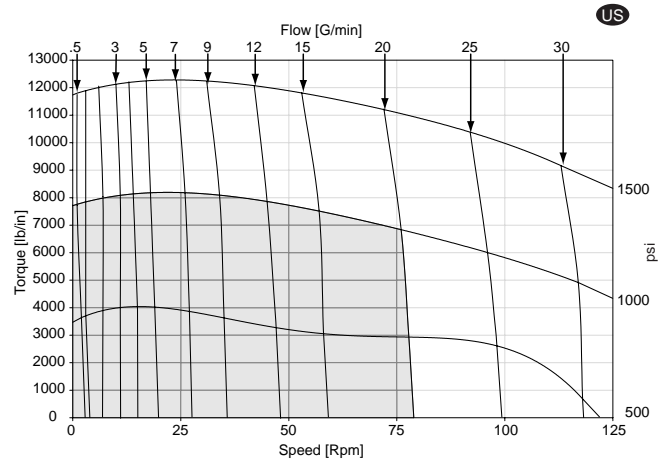
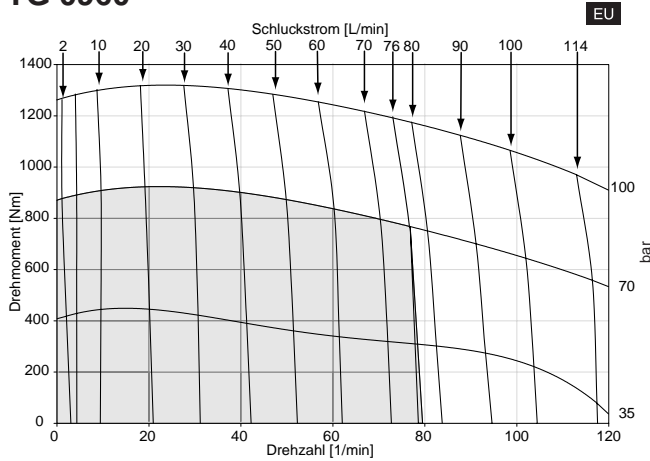
Intermittierende Werte maximal 10% von jeder Betriebsminute.

Capacidad de funcionamiento intermitente valida para 10% por cada minuto.

Leistungsdaten sind gemessen mit SAE 10W40 bei einer Viskosität von 43,1 Cst bei 54°C. Geringfügige Abweichungen von den Katalogdaten sind möglich.

Datos tecnicos obtenidos con aceite 10W40 de 200 SUS de viscosidad a 54°C (130°F). Los datos proporcionados son valores típicos. Los valores exactos reales podrían tener una pequeña variación entre distintos motores.

TG 0960



Cont.

Int.

Intermittent operation rating applies to 10% of every minute.

Fonctionnement interm. 10% max. de chaque minute d'utilisation.

Performance data based on testing using 10W40 oil with a viscosity of 200 SUS at 54° C (130° F). Performance data is typical. Actual data may vary slightly from one production motor to another.

Les donnees sur les performances sont basees sur des tests utilisant de l'huile 10W40 d'une viscosite de 200 SUS a 54°C (130°F). Ces donnees correspondent a des situations typiques. Les donnees reelles peuvent varier legerement d'un moteur de production a l'autre.

Intermittierende Werte maximal 10% von jeder Betriebsminute.

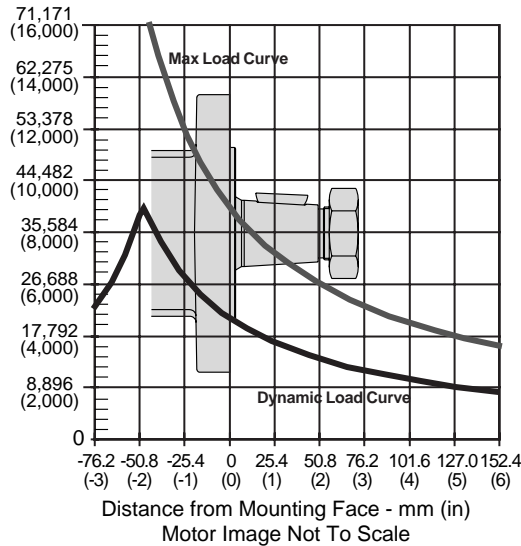
Capacidad de funcionamiento intermitente valida para 10% por cada minuto.

Leistungsdaten sind gemessen mit SAE 10W40 bei einer Viskositat von 43,1 Cst bei 54°C. Geringfuegige Abweichungen von den Katalogdaten sind moeglich.

Datos tecnicos obtenidos con aceite 10W40 de 200 SUS de viscosidad a 54°C (130°F). Los datos proporcionados son valores tipcos. Los valores exactos reales podrian tener una pequena variacion entre distintos motores.

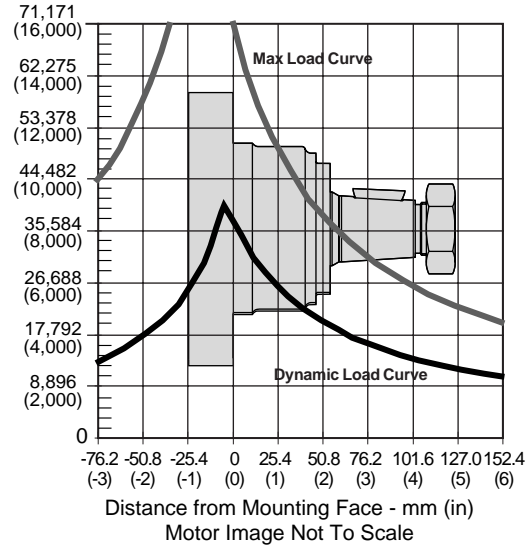
Flange Mount / Standardgehäuse
Monture à bride(s) / Montaje de brida

Side Load - N (lbs)



Wheel Mount / Radnabengehäuse
Monture à roue / Montaje de rueda

Side Load - N (lbs)



The dynamic side load curve is based on uni-directional steady state loads for L_{10} bearing life at 3×10^6 revolutions.

Die zulässige auslegbare radiale Wellenbelastungskurve ist unter ruhenden, einseitig statisch gerichteten Lastverhältnissen auf eine L_{10} Lebensdauer mit 3×10^6 Umdrehungen kalkuliert.

La courbe de charge latérale permise se base sur des charges unidirectionnelles en régime permanent pour le roulement L_{10} à 3×10^6 révolutions.

La curva de valores admisibles de carga lateral está basada en cargas constantes para cojinetes L_{10} a 3×10^6 revoluciones.

The maximum load curve is defined by bearing static load capacity. This curve should not be exceeded at any time including shock loads.

Die maximale radiale Wellenbelastungskurve ist definiert als maximale statische Last ohne Drehzahl. Sie gilt als Grenze und sollte keinesfalls überschritten werden.

La courbe de charge maximale est définie par la capacité de charge statique portante. Cette courbe ne devrait être dépassée en aucun moment y compris pour les charges par à-coups.

La curva de carga máxima queda definida por la capacidad de carga estática del cojinete. No se deben superar los valores de esta curva, ni siquiera con cargas provisionarias de impacto.

Equation to Calculate the Expected Radial Bearing Life
Gleichung zur Ermittlung der Lagerlebensdauer

Equation to calculate the dynamic bearing life for a given load:

Bestimmung der erlaubten radialen Wellenbelastung mit vorgegebener Last

Use F_a , F_b and S in equation to determine hours of L_{10} bearing life.

Die Lebensdauer in Stunden ergibt sich durch einsetzen von F_a , F_b , und S in die nachstehende Formel.

$$L = \frac{3 \times 10^6}{60 \times S} \left\{ \frac{F_a}{F_b} \right\}^{3.33}$$

Where / Mit:

S = Shaft Speed RPM / Abtriebswellendrehzahl in min^{-1}

L = Life In Hours / Lebensdauer in Stunden

F_a = Dynamic side load defined by above curve at a distance from mounting flange. / Erlaubte radiale Wellenbelastung als Funktion der Laenge

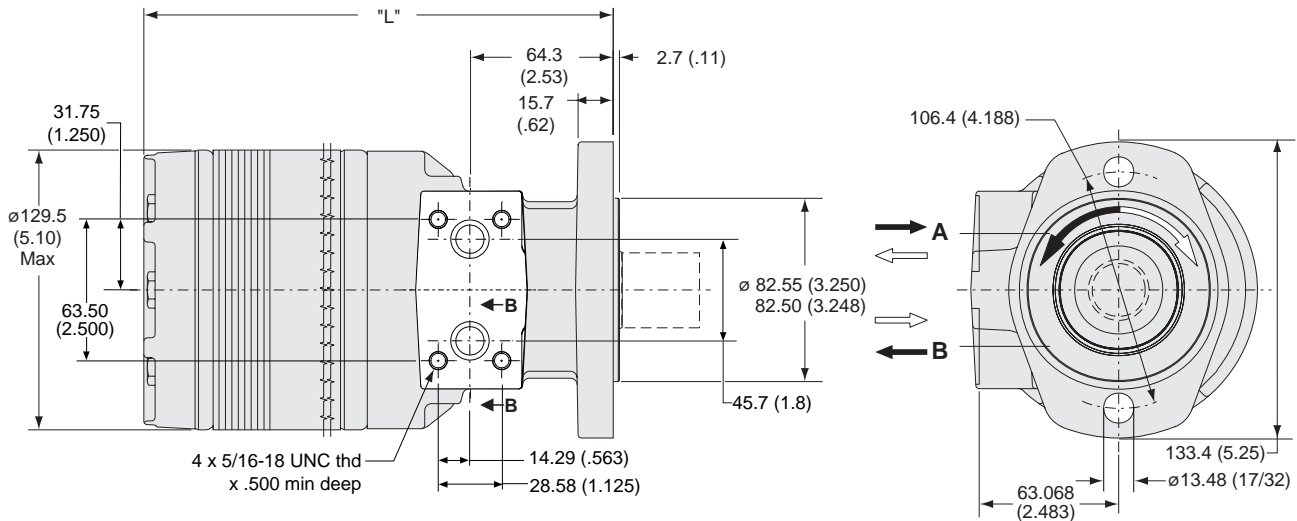
F_b = Application side load. / Anwendungsseitige Wellenbelastung

Note: Calculations are based on L_{10} bearing life per ISO 281.

Auslegung basiert auf einer L_{10} Lebensdauer nach ISO 281.

Code: AM

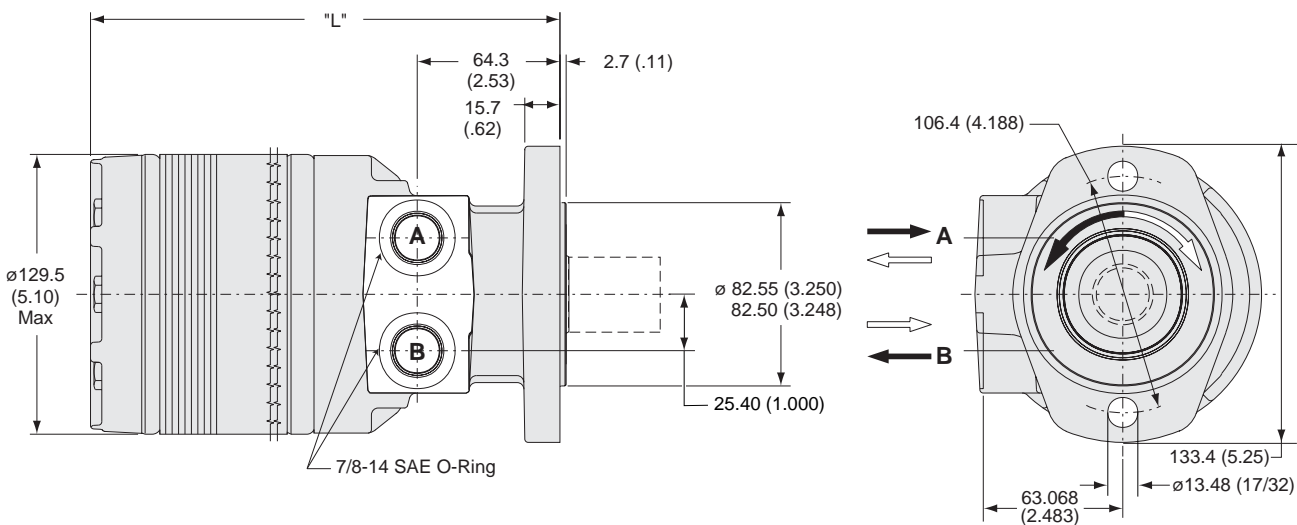
SAE A 2-Bolt, 5/16-18 UNC Manifold



Code AM	disp.	0140	0170	0195	0240	0280	0310	0335	0405	0475	0530	0625	0785	0960
Weight/Gewicht	kg	14.2	14.5	14.7	15.1	15.5	15.7	15.9	16.5	17.2	17.9	18.6	20.2	21.9
Poids/Peso	(lb)	(31.4)	(32.0)	(32.5)	(33.3)	(34.2)	(34.7)	(35.1)	(36.4)	(37.9)	(39.5)	(41.1)	(44.5)	(48.3)
Length	"L" mm	196	199	202	207	211	215	218	225	234	240	250	267	288
	"L" (in)	(7.70)	(7.82)	(7.95)	(8.13)	(8.32)	(8.46)	(8.57)	(8.86)	(9.20)	(9.45)	(9.82)	(10.57)	(11.32)

Code: AS

Large Wheel Mount, 7/8-14 SAE

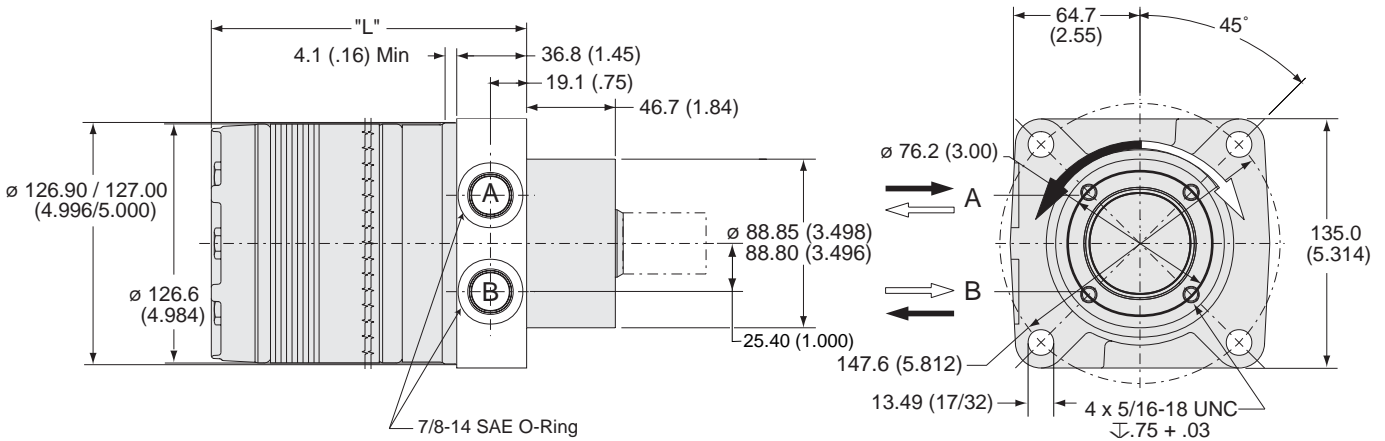


Code AS	disp.	0140	0170	0195	0240	0280	0310	0335	0405	0475	0530	0625	0785	0960
Weight/Gewicht	kg	14.2	14.5	14.7	15.1	15.5	15.7	15.9	16.5	17.2	17.9	18.6	20.2	21.9
Poids/Peso	(lb)	(31.4)	(32.0)	(32.5)	(33.3)	(34.2)	(34.7)	(35.1)	(36.4)	(37.9)	(39.5)	(41.1)	(44.5)	(48.3)
Length	"L" mm	196	199	202	207	211	215	218	225	234	240	250	267	288
	"L" (in)	(7.70)	(7.82)	(7.95)	(8.13)	(8.32)	(8.46)	(8.57)	(8.86)	(9.20)	(9.45)	(9.82)	(10.57)	(11.32)

English equivalents for metric specifications are shown in ().

Code: LS

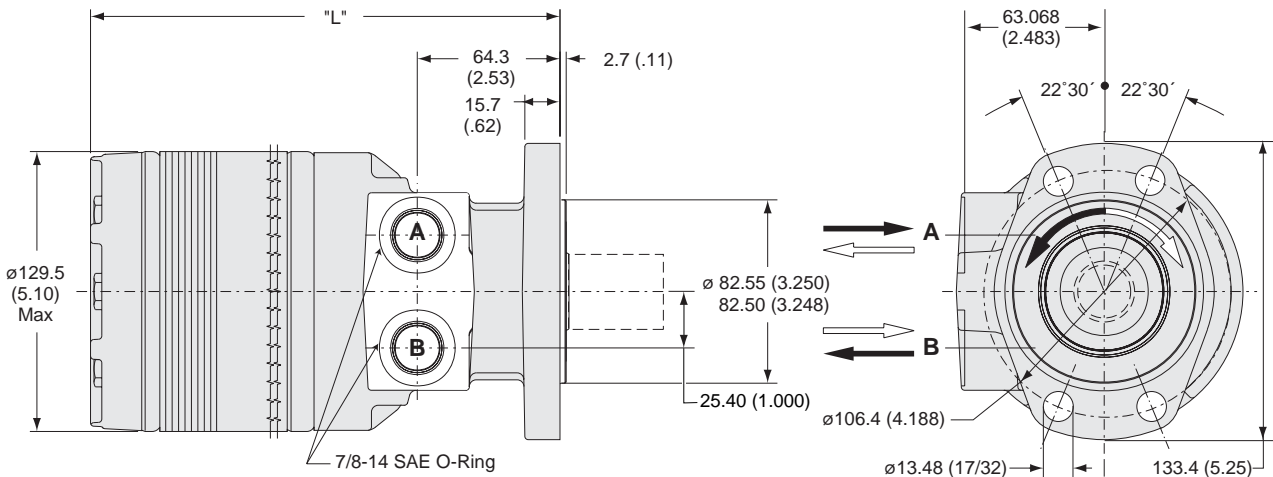
Wheel, Front Brake Nose, 7/8-14 SAE



Code LS	disp.	0140	0170	0195	0240	0280	0310	0335	0405	0475	0530	0625	0785	0960
Weight/Gewicht	kg	14.6	14.8	15.1	15.5	15.9	16.1	16.3	16.9	17.5	18.3	19.0	20.5	22.2
Poids/Peso	(lb)	(32.2)	(37.7)	(33.3)	(34.1)	(35.0)	(35.5)	(35.8)	(37.2)	(38.6)	(40.3)	(41.8)	(45.3)	(49.0)
Length	"L" mm	150	154	157	161	166	170	173	180	188	195	204	223	242
	"L" (in)	(5.92)	(6.04)	(6.17)	(6.35)	(6.54)	(6.68)	(6.79)	(7.08)	(7.42)	(7.67)	(8.04)	(8.79)	(9.54)

Code: MS

Magneto, 7/8-14 SAE

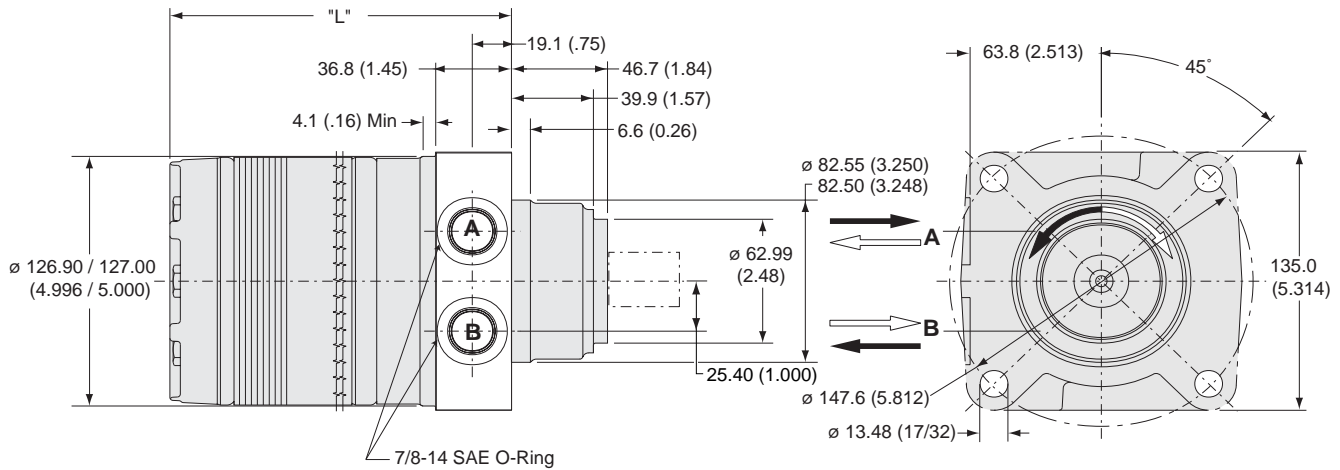


Code MS	disp.	0140	0170	0195	0240	0280	0310	0335	0405	0475	0530	0625	0785	0960
Weight/Gewicht	kg	14.2	14.5	14.7	15.1	15.5	16.1	15.9	16.5	17.2	17.9	18.6	20.2	21.9
Poids/Peso	(lb)	(31.4)	(32.0)	(32.5)	(33.3)	(34.2)	(35.5)	(35.1)	(36.4)	(37.9)	(39.5)	(41.1)	(44.5)	(48.3)
Length	"L" mm	196	199	202	207	211	215	218	225	234	240	250	267	288
	"L" (in)	(7.70)	(7.82)	(7.95)	(8.13)	(8.32)	(8.46)	(8.57)	(8.86)	(9.20)	(9.45)	(9.82)	(10.57)	(11.32)

English equivalents for metric specifications are shown in ().

Code: US

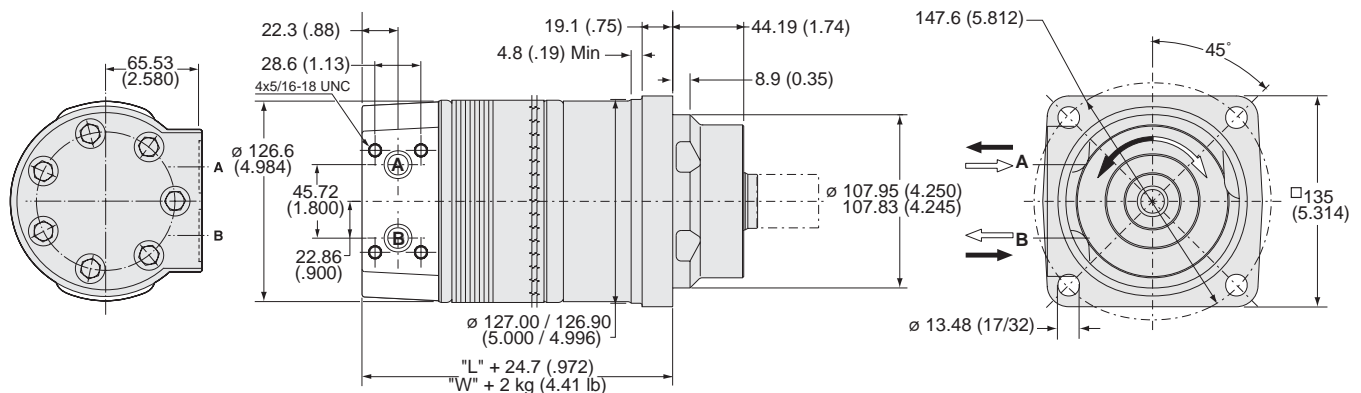
Wheel, Standard, 7/8-14 SAE



Code US	disp.	0140	0170	0195	0240	0280	0310	0335	0405	0475	0530	0625	0785	0960
Weight/Gewicht	kg	14.6	14.8	15.1	15.5	15.9	16.1	16.3	16.9	17.5	18.3	19.0	20.5	22.2
Poids/Peso	(lb)	(32.2)	(37.7)	(33.3)	(34.1)	(35.0)	(35.5)	(35.8)	(37.2)	(38.6)	(40.3)	(41.8)	(45.3)	(49.0)
Length	"L" mm	150	154	157	161	166	170	173	180	188	195	204	223	242
	"L" (in)	(5.92)	(6.04)	(6.17)	(6.35)	(6.54)	(6.68)	(6.79)	(7.08)	(7.42)	(7.67)	(8.04)	(8.79)	(9.54)

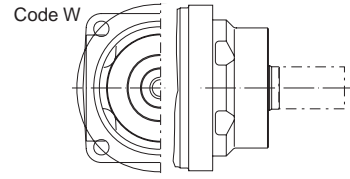
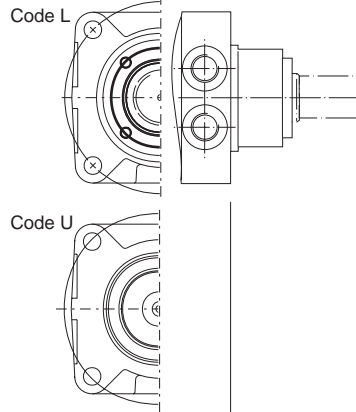
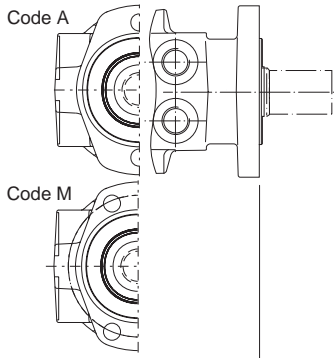
Code: WE

Wheel, Optional, Manifold Rear Port

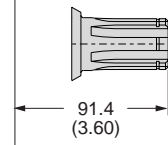
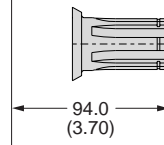
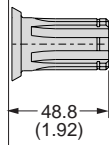


Code WE	disp.	0140	0170	0195	0240	0280	0310	0335	0405	0475	0530	0625	0785	0960
Weight/Gewicht	kg	17.6	17.8	18.1	18.4	18.8	19.1	19.3	19.8	20.5	21.3	22.0	23.5	25.2
Poids/Peso	(lb)	(38.7)	(39.3)	(39.8)	(40.6)	(41.5)	(42.0)	(42.4)	(43.7)	(45.2)	(46.8)	(48.4)	(51.8)	(55.6)
Length	"L" mm	178	181	184	189	193	197	200	207	216	222	232	251	270
	"L" (in)	(6.99)	(7.11)	(7.24)	(7.43)	(7.61)	(7.75)	(7.86)	(8.15)	(8.49)	(8.74)	(9.12)	(9.87)	(10.62)

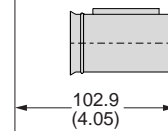
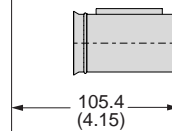
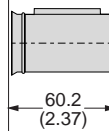
English equivalents for metric specifications are shown in ().



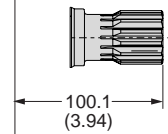
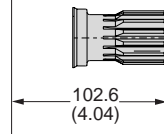
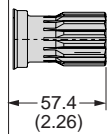
Code: 01
1" 6B Spline



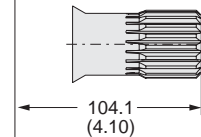
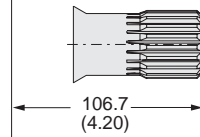
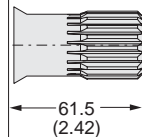
Code: 03
1 1/4" Keyed



Code: 05
1" 1/4 14 Tooth Spline



Code: 06
19 Tooth Spline

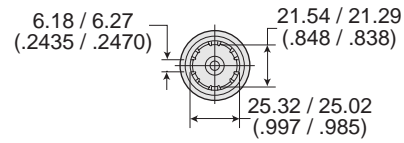
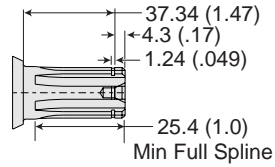


English equivalents for metric specifications are shown in ().

pp 100-115TG SD.p65

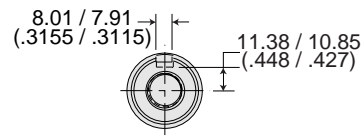
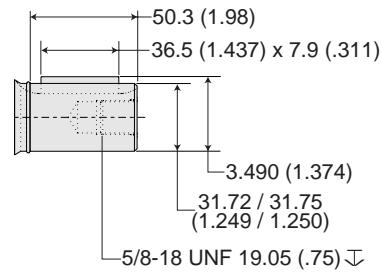
Code: 01

1" 6B Spline



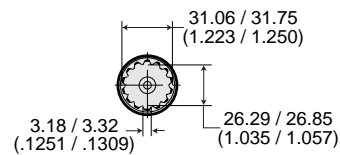
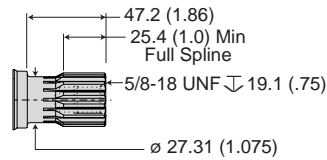
Code: 03

1 1/4" Keyed



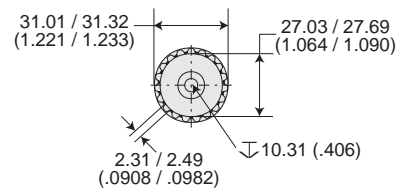
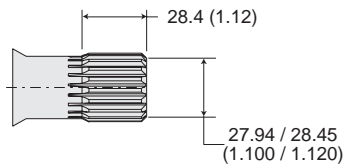
Code: 05

1" 1/4 14 Tooth Spline



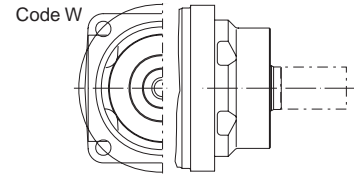
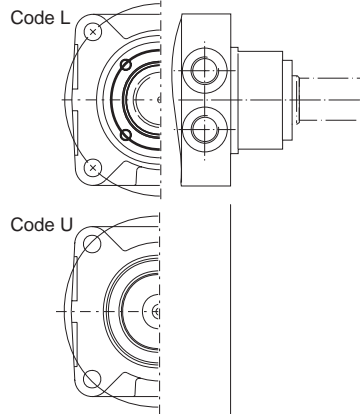
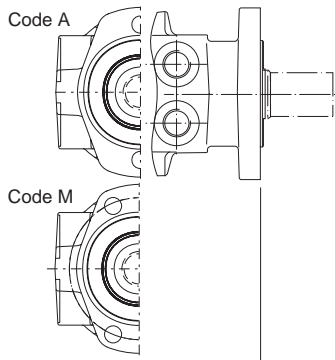
Code: 06

19 Tooth Spline



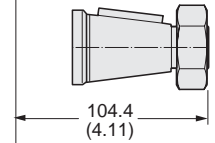
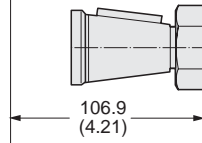
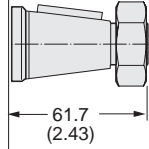
English equivalents for metric specifications are shown in ().

pp 100-115TG SD.p65



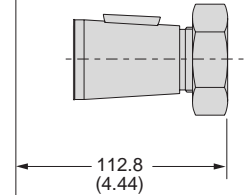
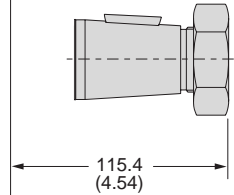
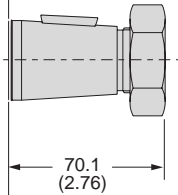
Code: 08

1 1/4" Tapered



Code: 19

1 3/8" J501 Taper

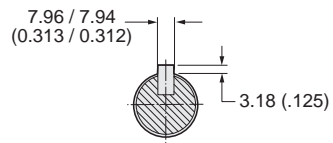
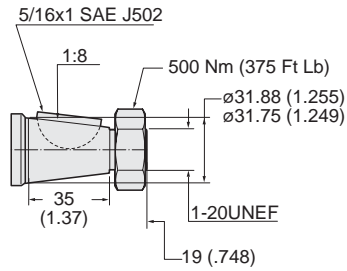


English equivalents for metric specifications are shown in ().

pp 100-115TG SD.p65

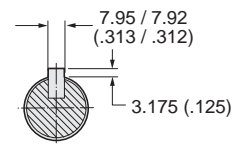
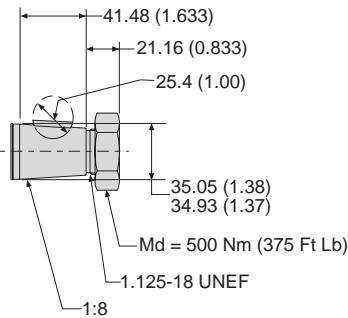
Code: 08

1 1/4" Tapered



Code: 19

1 3/8" J501 Taper



English equivalents for metric specifications are shown in ().

pp 100-115TG SD.p65