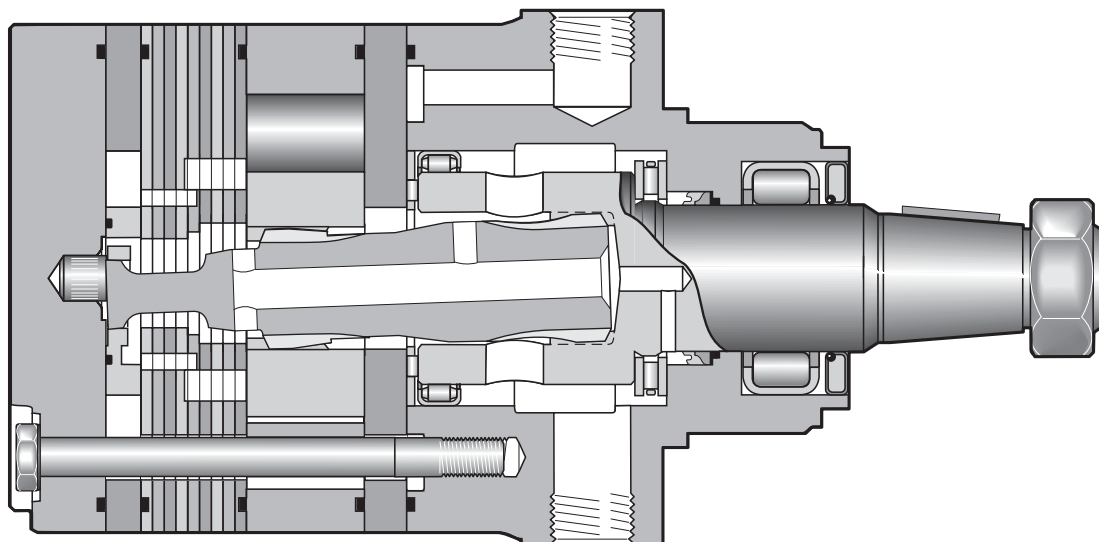
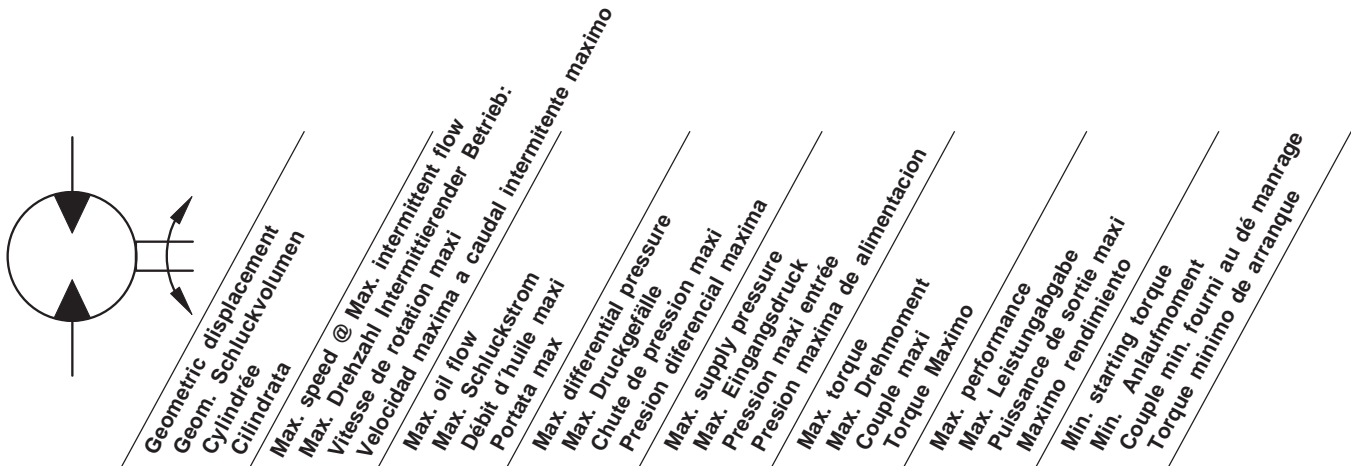


11 Displacements 11 Schluckvolumen 11 Cylindrée 11 Despazamientos	(4.9 - 29.1 in ³ /rev) 81 ... 477 cm³/rev	
Maximum Pressure Eingangsdruck Pression entrée Presion Maxima	Cont. (to 3000 psi) ... 207 bar	Int. (to 4000 psi) ... 276 bar
Maximum Oil Flow Schluckstrom Débit d'huile Caudal Maximo de Aceite	(to 25 gpm) ... 95 lpm	
Maximum Speed Drehzahl Vitesse de rotation Velocidad Maxima	(749 rpm) 749 rpm	
Maximum Torque MaxDrehmoment Couple Torque Maximo	Cont. (6027 lb in) 681 Nm	Int. (8106 lb in) 916 Nm
Maximum Side Load at Key Seitenlast Charges latérales Carga Maxima Lateral	(to 3597 lb) ... 16000 N	

A Tough Motor for Tough Applications

Sturdy construction throughout makes Parker's TF Series motors suitable for the most severe applications. The powertrain uses patented 60:40 spline geometry for strength. All splines are constantly flushed with cool fluid for durability. Roller vanes and sealed commutation assure high volumetric efficiency, smooth low speed operation and extended life. Shaft seals can withstand full system pressure and are washed in cool fluid for long life.





Motor Series TF	cm ³ /rev in ³ /rev	rev/min	cont / int*		cont / int*		max bar	cont / int*		max KW	cont / int*	
			l/min	g/min	bar	psi	psi	Nm	lb-in	HP	Nm	lb-in
TF0080	81 4.9	693	46 12	57 15	207 3000	276 4000	300 4350	220 1948	296 2621	21.5 28.8	158 1401	205 1811
TF0100	100 6.1	749	57 15	76 20	155 2250	241 3500	300 4350	197 1746	318 2813	24.9 33.4	148 1309	243 2155
TF0130	128 7.8	583	57 15	76 20	138 2000	207 3000	300 4350	229 2031	356 3148	21.7 29.1	180 1596	278 2460
TF0140	141 8.6	530	57 15	76 20	138 2000	207 3000	300 4350	254 2248	393 3477	21.8 29.2	196 1739	308 2728
TF0170	169 10.3	444	57 15	76 20	138 2000	207 3000	300 4350	317 2808	489 4324	22.7 30.5	243 2152	385 3404
TF0195	197 12.0	381	57 15	76 20	138 2000	207 3000	300 4350	364 3222	562 4971	22.4 30.1	302 2671	468 4142
TF0240	238 14.5	394	76 20	95 25	138 2000	207 3000	300 4350	427 3782	670 5928	27.7 37.1	366 3242	572 5058
TF0280	280 17.1	334	76 20	95 25	138 2000	207 3000	300 4350	509 4502	794 7029	27.8 37.3	438 3876	672 5946
TF0360	364 22.2	258	76 20	95 25	130 1880	190 2750	300 4350	594 5257	880 7788	20.0 26.8	517 4575	779 6898
TF0365 Clutch	364 22.2	258	76 20	95 25	97 1400	152 2200	300 4350	437 3871	740 6456	20.0 26.8	398 3521	650 5749
TF0405	405 24.7	231	76 20	95 25	128 1850	172 2750	300 4350	655 5800	916 8106	22.1 29.7	575 5091	789 6978
TF0475	477 29.1	195	76 20	95 25	113 1645	138 2000	300 4350	681 6027	851 7528	17.4 23.3	603 5334	740 6548

Performance data based on testing using 10W40 oil with a viscosity of 43.1 cSt (200 SUS) at 54° C (130° F). Performance data is typical. Actual data may vary slightly from one production motor to another.

Les données sur les performances sont basées sur des tests utilisant de l'huile 10W40 d'une viscosité de 200 SUS à 54°C (130°F). Ces données correspondent à des situations typiques. Les données réelles peuvent varier légèrement d'un moteur de production à l'autre.

Leistungsdaten sind gemessen mit SAE 10W40 bei einer Viskosität von 43,1 Cst bei 54°C. Geringfügige Abweichungen von den Katalogdaten sind möglich.

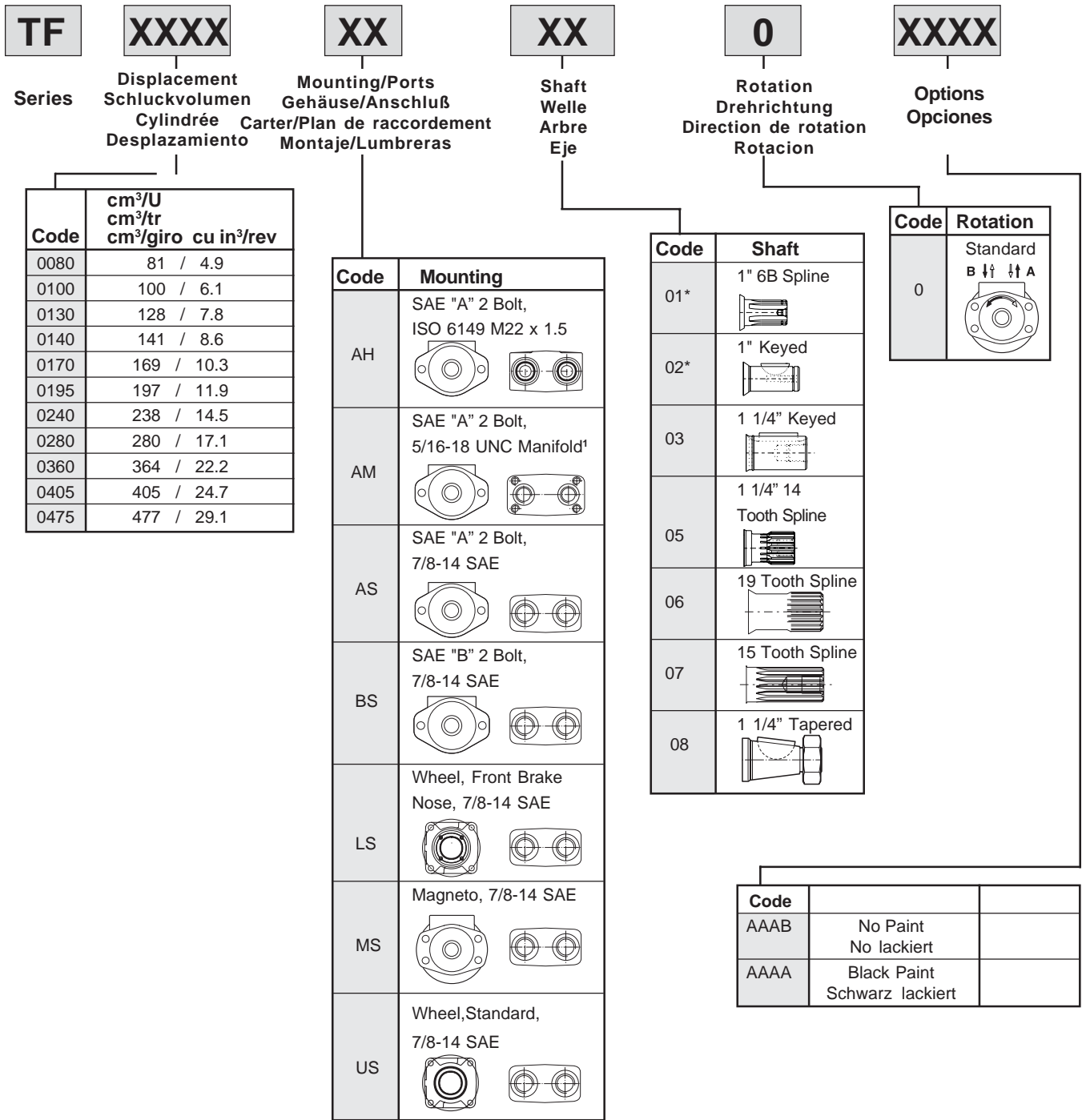
Datos técnicos obtenidos con aceite 10W40 de 200 SUS de viscosidad a 54°C (130°F). Los datos proporcionados son valores típicos. Los valores exactos reales podrían tener una pequeña variación entre distintos motores.

* Intermittent operation rating applies to 10% of every minute.

Intermittierende Werte maximal 10% von jeder Betriebsminute.

Fonctionnement interm. 10% max. de chaque minute d'utilisation.

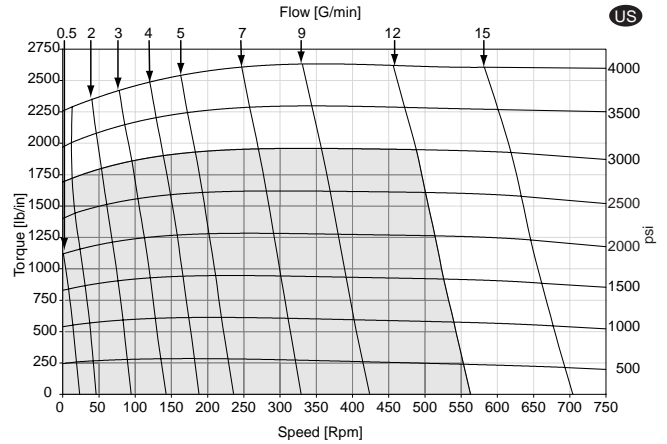
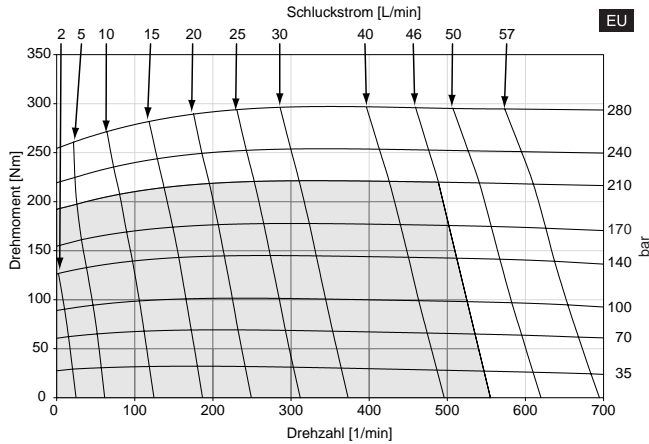
Capacidad de funcionamiento intermitente valida para 10% por cada minuto.



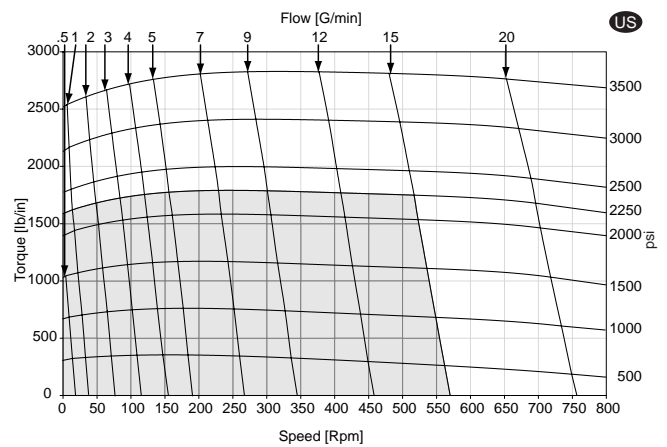
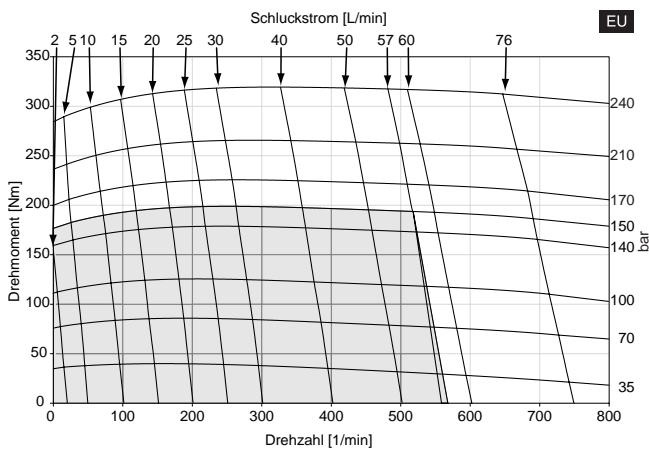
Consult factory for other available options, configurations ordering codes and lead times.

* Abtriebswelle	Ø 25mm	Max. Moment cont./int.	}	450/550 Nm
Coupling shaft	Ø 1 inch	Max. torque cont./int.		
Arbre	6BSAE	Couple maxi cont./int.		
Eje de acoplamiento		Coppia max cont./int.		

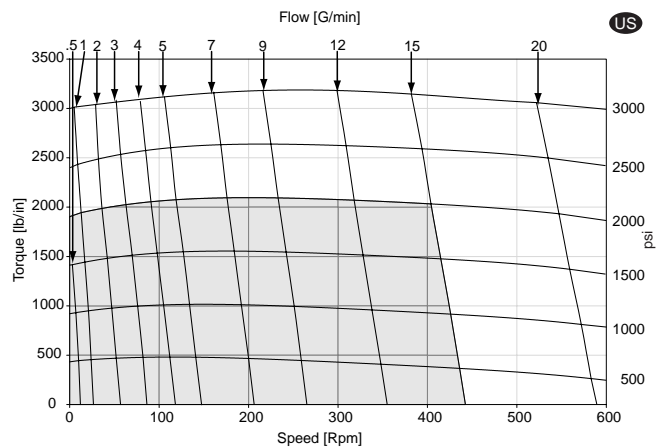
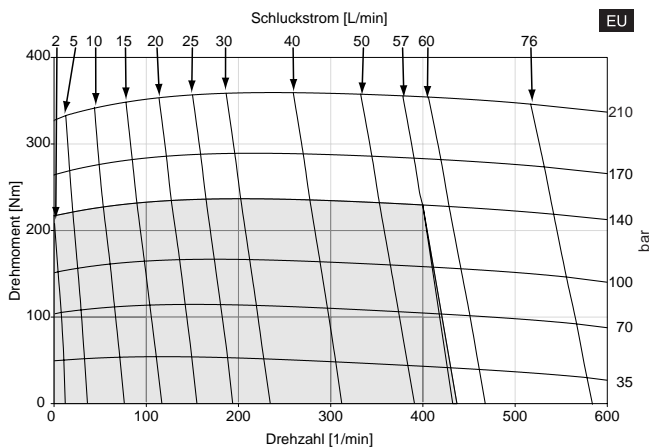
TF 0080



TF 0100



TF 0130



□ Cont.

□ Int.

Intermittent operation rating applies to 10% of every minute.

Fonctionnement interm. 10% max. de chaque minute d'utilisation.

Performance data based on testing using 10W40 oil with a viscosity of 200 SUS at 54° C (130° F). Performance data is typical. Actual data may vary slightly from one production motor to another.

Les données sur les performances sont basées sur des tests utilisant de l'huile 10W40 d'une viscosité de 200 SUS à 54°C (130°F). Ces données correspondent à des situations typiques. Les données réelles peuvent varier légèrement d'un moteur de production à l'autre.

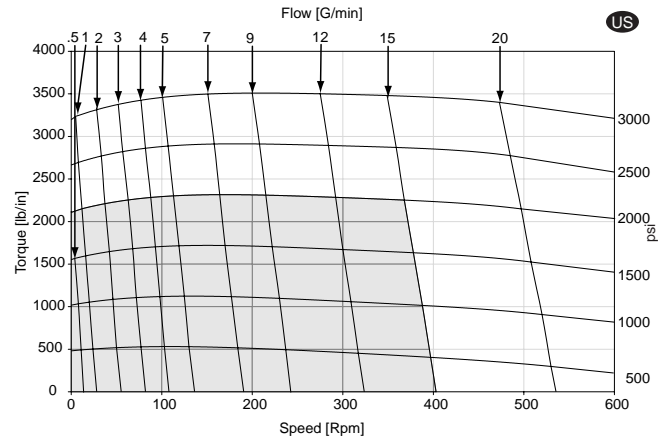
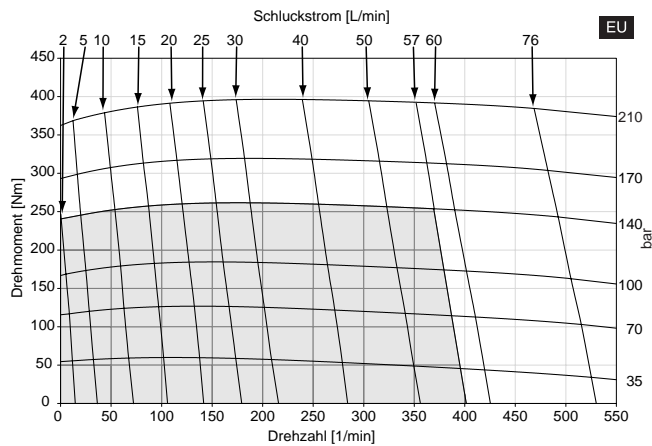
pp 074-089TF SD.p65

Intermittierende Werte maximal 10% von jeder Betriebsminute.

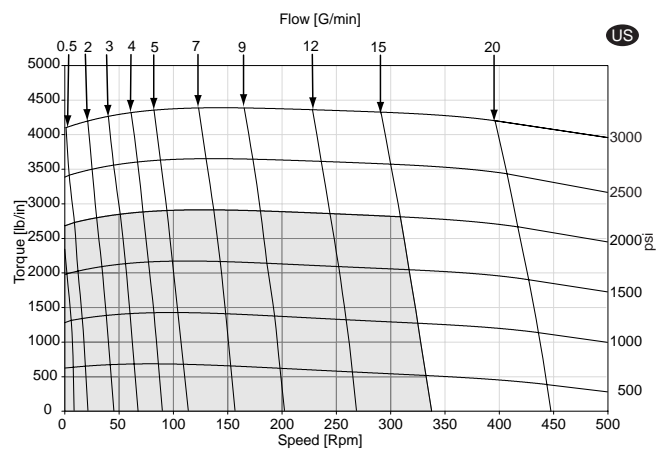
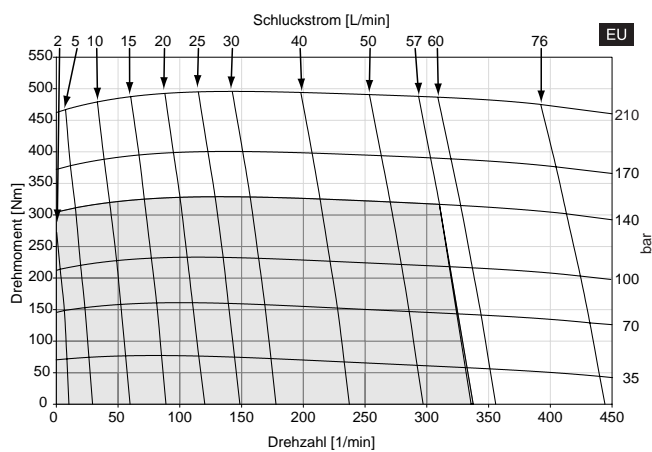
Capacidad de funcionamiento intermitente valida para 10% por cada minuto. Leistungsdaten sind gemessen mit SAE 10W40 bei einer Viskosität von 43,1 Cst bei 54°C. Geringfügige Abweichungen von den Katalogerten sind möglich.

Datos tecnicos obtenidos con aceite 10W40 de 200 SUS de viscosidad a 54°C (130°F). Los datos proporcionados son valores tipicos. Los valores exactos reales podrian tener una pequena variacion entre distintos motores.

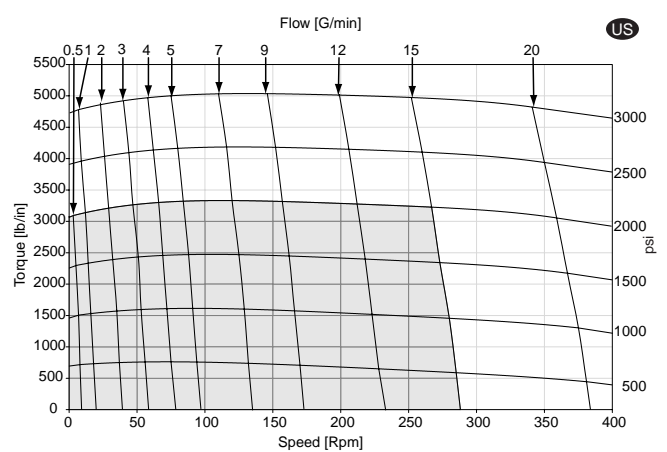
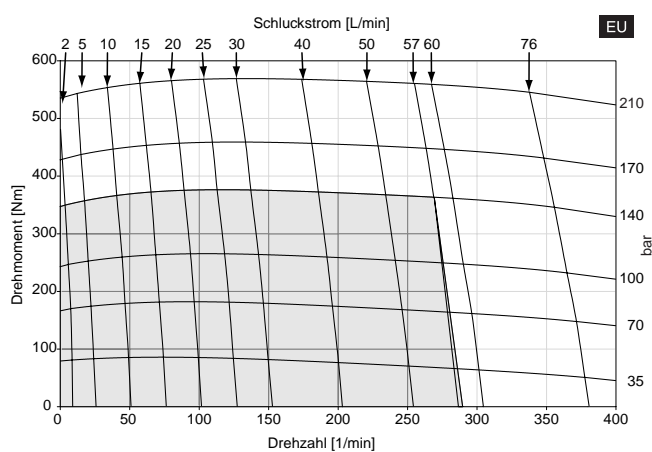
TF 0140



TF 0170



TF 0195



Cont.

Int.

Intermittent operation rating applies to 10% of every minute.

Fonctionnement interm. 10% max. de chaque minute d'utilisation.

Performance data based on testing using 10W40 oil with a viscosity of 200 SUS at 54° C (130° F.). Performance data is typical. Actual data may vary slightly from one production motor to another.

Les données sur les performances sont basées sur des tests utilisant de l'huile 10W40 d'une viscosité de 200 SUS à 54°C (130°F). Ces données correspondent à des situations typiques. Les données réelles peuvent varier légèrement d'un moteur de production à l'autre.

pp074-089TF SD.p65

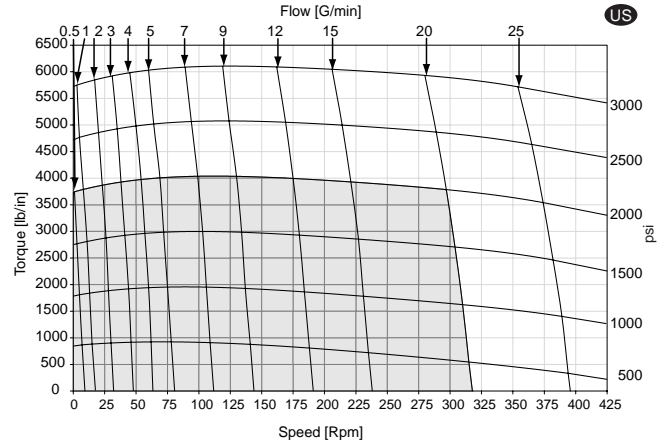
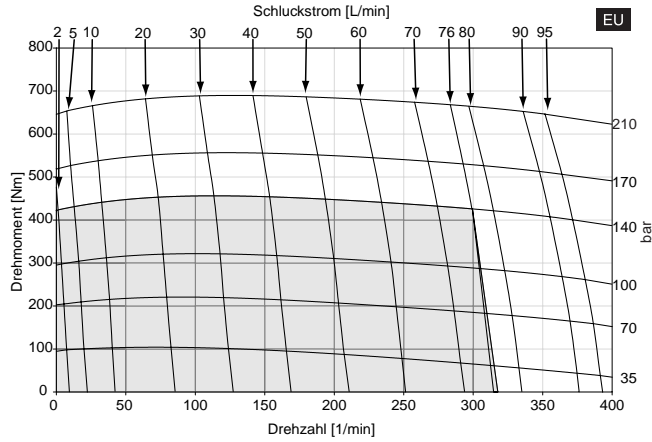
Intermittierende Werte maximal 10% von jeder Betriebsminute.

Capacidad de funcionamiento intermitente valida para 10% por cada minuto.

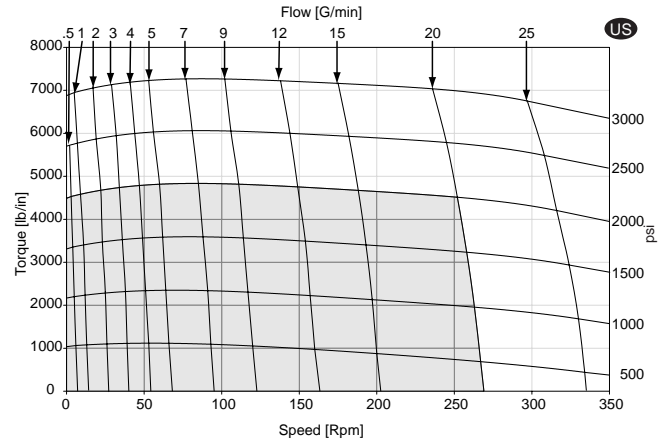
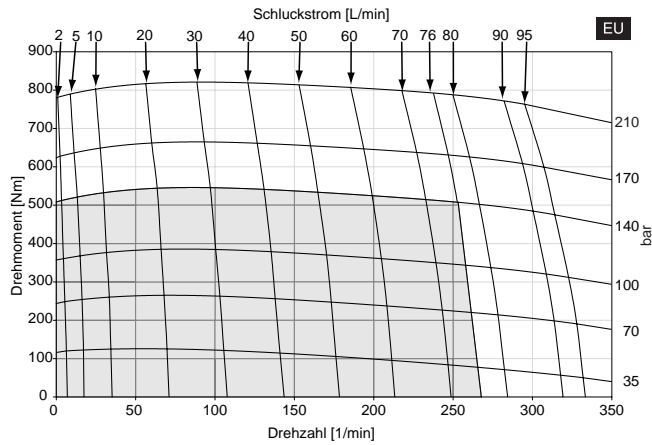
Leistungsdaten sind gemessen mit SAE 10W40 bei einer Viskosität von 43,1 Cst bei 54°C. Geringfügige Abweichungen von den Katalogerten sind möglich.

Datos tecnicos obtenidos con aceite 10W40 de 200 SUS de viscosidad a 54°C (130°F). Los datos proporcionados son valores típicos. Los valores exactos reales podrían tener una pequeña variación entre distintos motores.

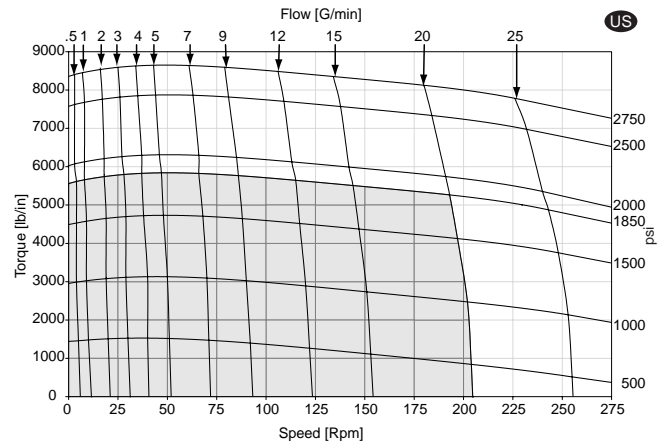
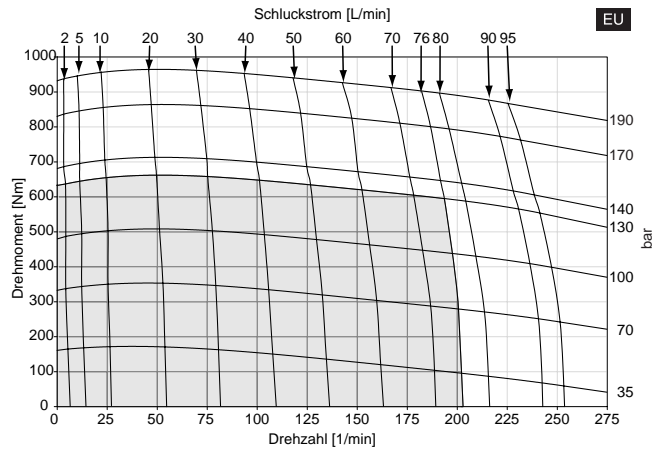
TF 0240



TF 0280



TF 0360



Cont.

Int.

Intermittent operation rating applies to 10% of every minute.

Fonctionnement interm. 10% max. de chaque minute d'utilisation.

Performance data based on testing using 10W40 oil with a viscosity of 200 SUS at 54° C (130° F). Performance data is typical. Actual data may vary slightly from one production motor to another.

Les données sur les performances sont basées sur des tests utilisant de l'huile 10W40 d'une viscosité de 200 SUS à 54°C (130°F). Ces données correspondent à des situations typiques. Les données réelles peuvent varier légèrement d'un moteur de production à l'autre.

pp 074-089TF SD.p65

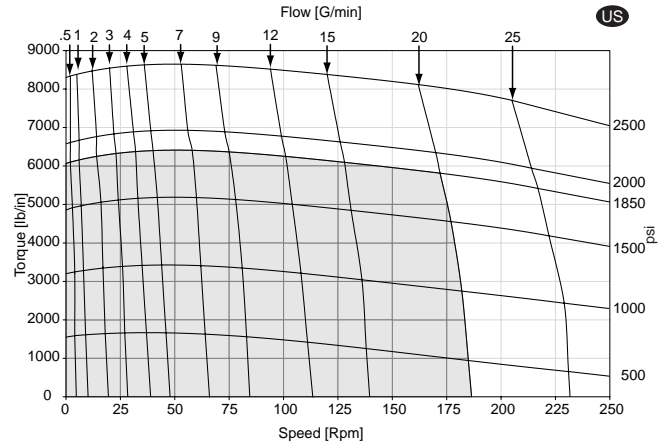
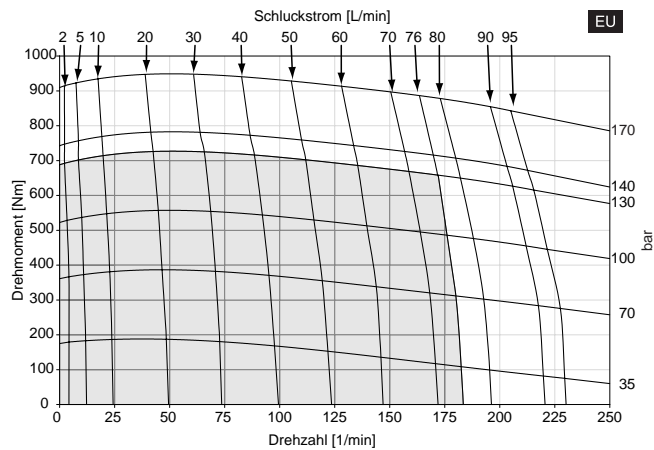
Intermittierende Werte maximal 10% von jeder Betriebsminute.

Capacidad de funcionamiento intermitente valida para 10% por cada minuto.

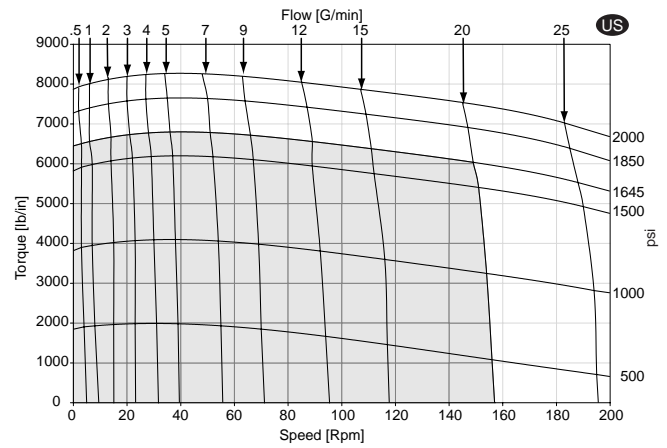
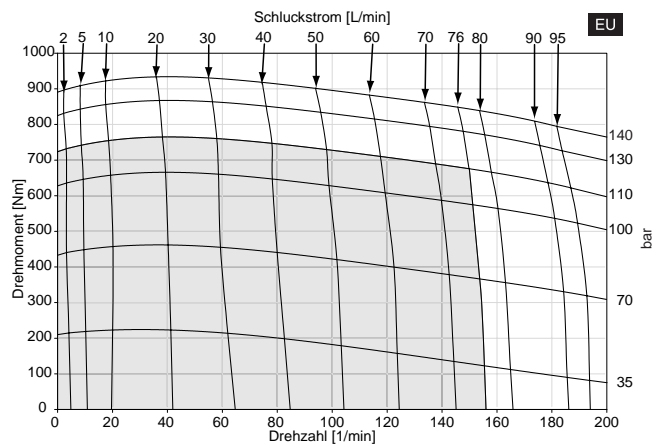
Leistungsdaten sind gemessen mit SAE 10W40 bei einer Viskosität von 43,1 Cst bei 54°C. Geringfügige Abweichungen von den Katalogerten sind möglich.

Datos tecnicos obtenidos con aceite 10W40 de 200 SUS de viscosidad a 54°C (130°F). Los datos proporcionados son valores tipicos. Los valores exactos reales podrian tener una pequena variacion entre distintos motores.

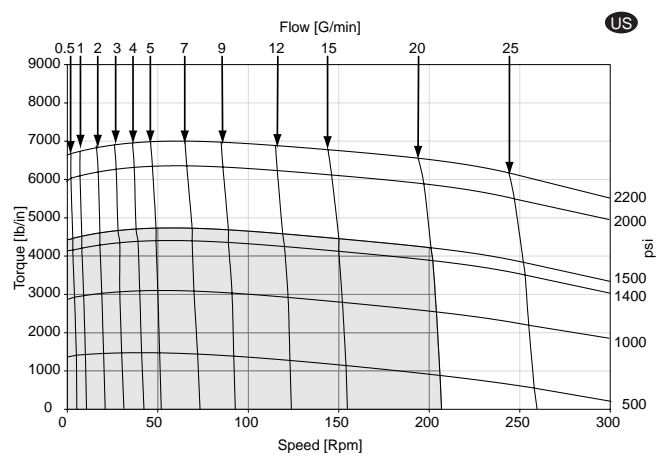
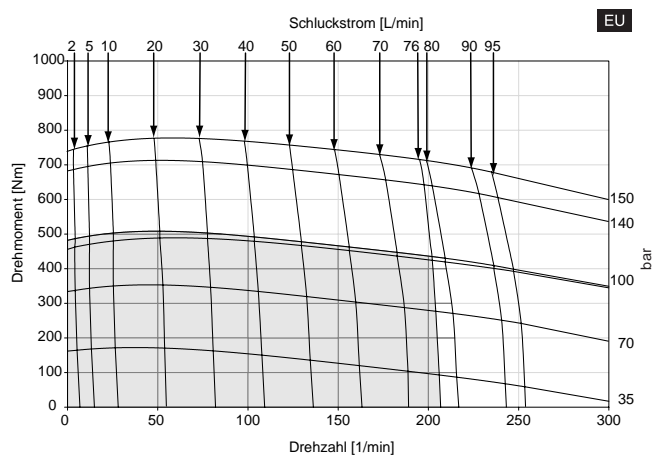
TF 0405



TF 0475



TF 0365 Clutch Motor



□ Cont.

□ Int.

Intermittent operation rating applies to 10% of every minute.

Fonctionnement interm. 10% max. de chaque minute d'utilisation.

Performance data based on testing using 10W40 oil with a viscosity of 200 SUS at 54° C (130° F.). Performance data is typical. Actual data may vary slightly from one production motor to another.

Les données sur les performances sont basées sur des tests utilisant de l'huile 10W40 d'une viscosité de 200 SUS à 54°C (130°F). Ces données correspondent à des situations typiques. Les données réelles peuvent varier légèrement d'un moteur de production à l'autre.

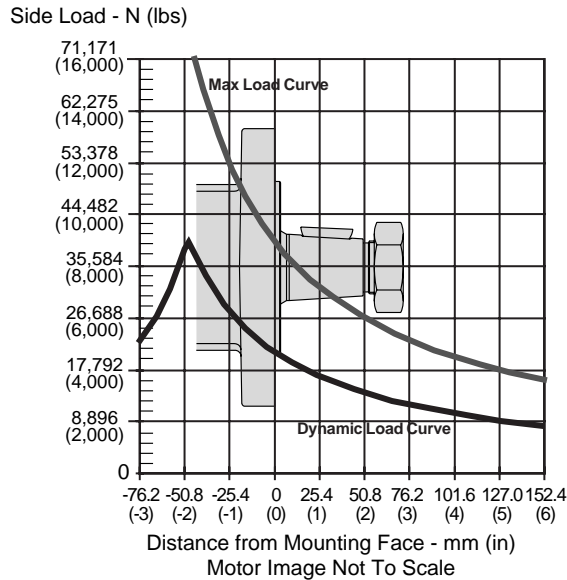
Intermittierende Werte maximal 10% von jeder Betriebsminute.

Capacidad de funcionamiento intermitente valida para 10% por cada minuto.

Leistungsdaten sind gemessen mit SAE 10W40 bei einer Viskosität von 43,1 Cst bei 54°C. Geringfügige Abweichungen von den Katalogerten sind möglich.

Datos tecnicos obtenidos con aceite 10W40 de 200 SUS de viscosidad a 54°C (130°F). Los datos proporcionados son valores típicos. Los valores exactos reales podrían tener una pequeña variación entre distintos motores.

**Flange Mount / Standardgehäuse
Monture à bride(s) / Montaje de brida**



The dynamic side load curve is based on uni-directional steady state loads for L_{10} bearing life at 3×10^6 revolutions.

Die zulässige auslegbare radiale Wellenbelastungskurve ist unter ruhenden, einseitig statisch gerichteten Lastverhältnissen auf eine L_{10} Lebensdauer mit 3×10^6 Umdrehungen kalkuliert.
La courbe de charge latérale permise se base sur des charges unidirectionnelles en régime permanent pour le roulement L_{10} à 3×10^6 révolutions.
La curva de valores admisibles de carga lateral está basada en cargas constantes para cojinetes L_{10} a 3×10^6 revoluciones.

**Equation to Calculate the Expected Radial Bearing Life
Gleichung zur Ermittlung der Lagerlebensdauer**

Equation to calculate the dynamic bearing life for a given load:
Bestimmung der erlaubten radialen Wellenbelastung mit vorgegebener Last

Use F_a , F_b and S in equation to determine hours of L_{10} bearing life.
Die Lebensdauer in Stunden ergibt sich durch einsetzen von F_a , F_b , und S in die nachstehende Formel.

$$L = \frac{3 \times 10^6}{60 \times S} \left\{ \frac{F_a}{F_b} \right\}^{3.33}$$

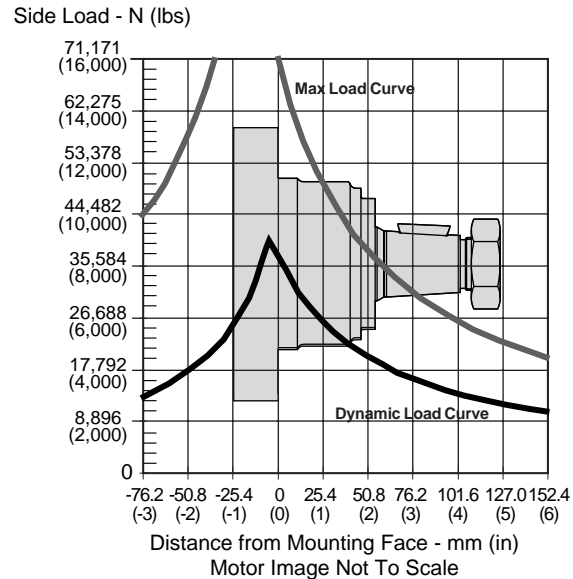
Where / Mit:

- S = Shaft Speed RPM / Abtriebswellendrehzahl in min^{-1}
- L = Life In Hours / Lebensdauer in Stunden
- F_a = Dynamic side load defined by above curve at a distance from mounting flange. / Erlaubte radiale Wellenbelastung als Funktion der Laenge
- F_b = Application side load. / Anwendungsseitige Wellenbelastung

Note: Calculations are based on L_{10} bearing life per ISO 281.
Auslegung basiert auf einer L_{10} Lebensdauer nach ISO 281.

pp 074-089TF SD,p65

**Wheel Mount / Radnabengehäuse
Monture à roue / Montaje de rueda**

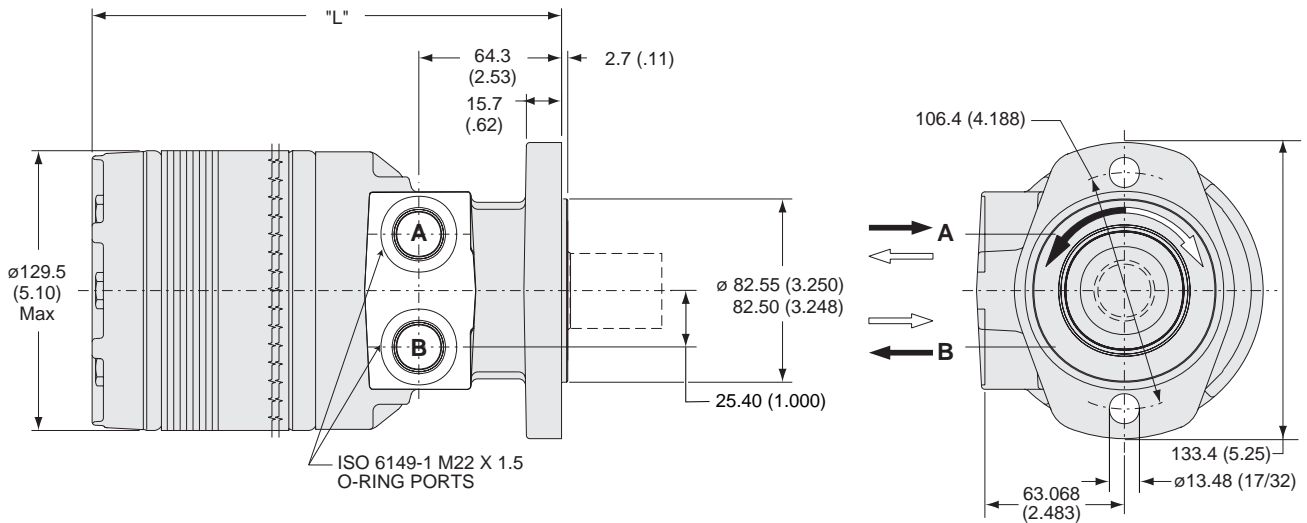


The maximum load curve is defined by bearing static load capacity. This curve should not be exceeded at any time including shock loads.

Die maximale radiale Wellenbelastungskurve ist definiert als maximale statische Last ohne Drehzahl. Sie gilt als Grenze und sollte keinesfalls überschritten werden.
La courbe de charge maximale est définie par la capacité de charge statique portante. Cette courbe ne devrait être dépassée en aucun moment y compris pour les charges par à-coups.
La curva de carga máxima queda definida por la capacidad de carga estática del cojinete. No se deben superar los valores de esta curva, ni siquiera con cargas provisorias de impacto.

Code: AH

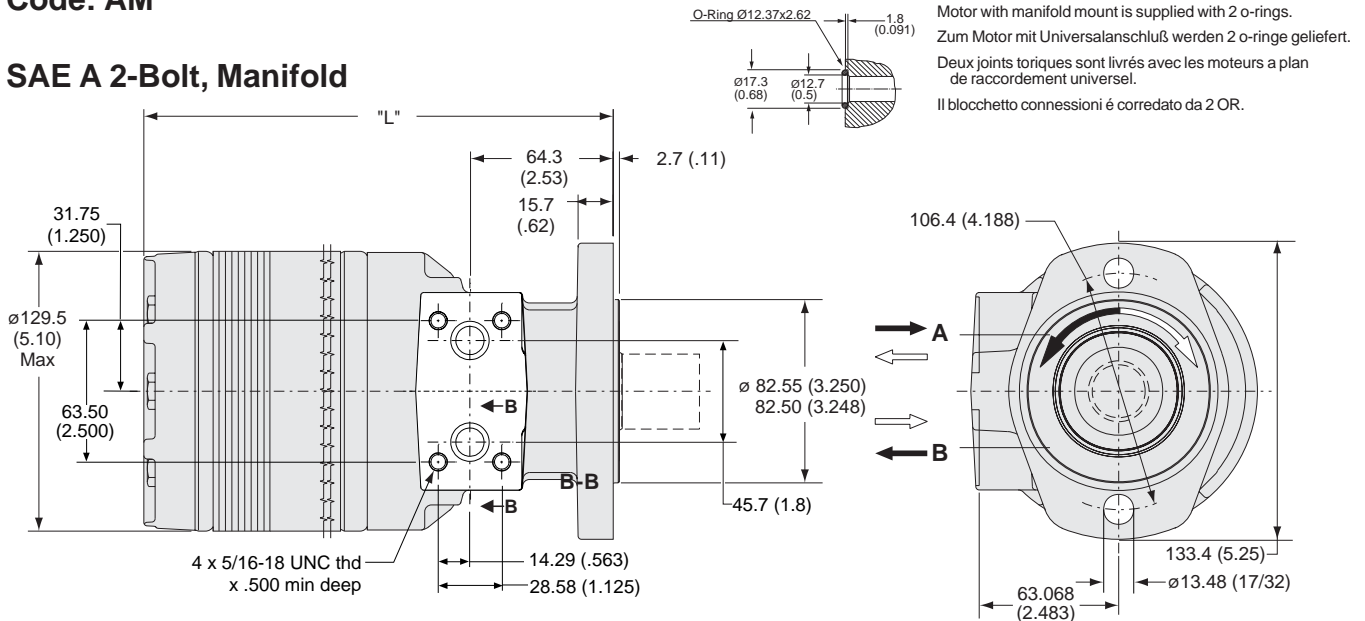
SAE A 2-Bolt, ISO 6149-1 M22 x 1.5



Code AH	disp.	0080	0100	0130	0140	0170	0195	0240	0280	0360	0405	0475
Weight/Gewicht	kg	13.6	13.6	13.8	13.9	14.2	14.5	14.9	15.2	16.0	16.5	17.2
Poids/Peso	(lb)	(29.9)	(30.0)	(30.5)	(30.7)	(31.3)	(31.9)	(32.9)	(33.5)	(35.2)	(36.4)	(37.9)
Length	"L" mm	191	191	194	196	199	202	207	211	221	225	234
	"L" (in)	(7.51)	(7.51)	(7.63)	(7.70)	(7.82)	(7.95)	(8.13)	(8.32)	(8.70)	(8.87)	(9.20)

Code: AM

SAE A 2-Bolt, Manifold

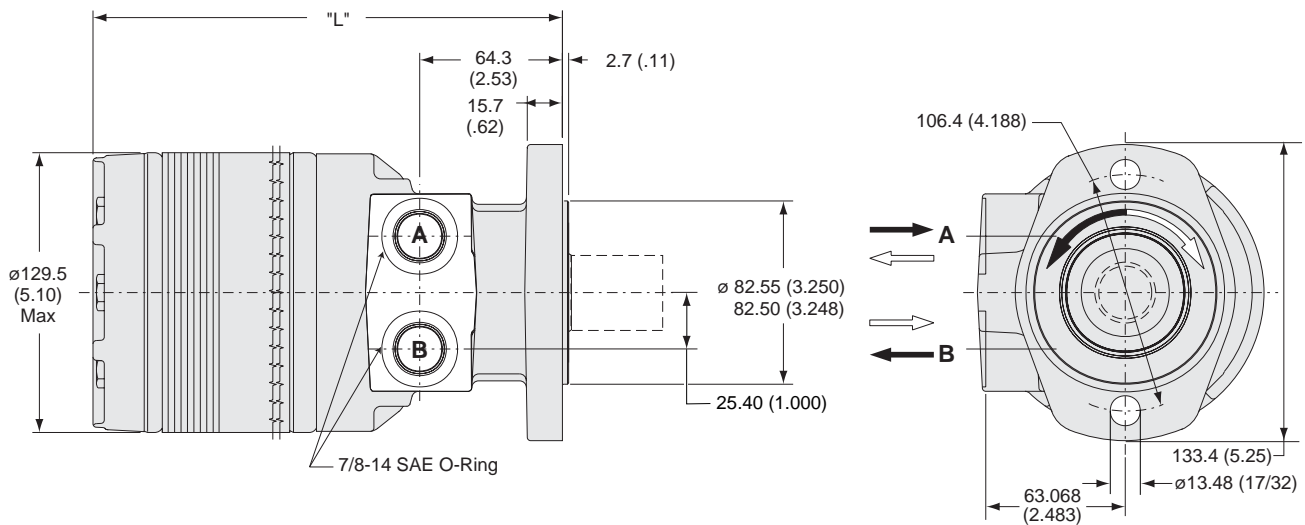


Code AM	disp.	0080	0100	0130	0140	0170	0195	0240	0280	0360	0405	0475
Weight/Gewicht	kg	13.6	13.6	13.8	13.9	14.2	14.5	14.9	15.2	16.0	16.5	17.2
Poids/Peso	(lb)	(29.9)	(30.0)	(30.5)	(30.7)	(31.3)	(31.9)	(32.9)	(33.5)	(35.2)	(36.4)	(37.9)
Length	"L" mm	191	191	194	196	199	202	207	211	221	225	234
	"L" (in)	(7.51)	(7.51)	(7.63)	(7.70)	(7.82)	(7.95)	(8.13)	(8.32)	(8.70)	(8.87)	(9.20)

English equivalents for metric specifications are shown in ().

Code: AS

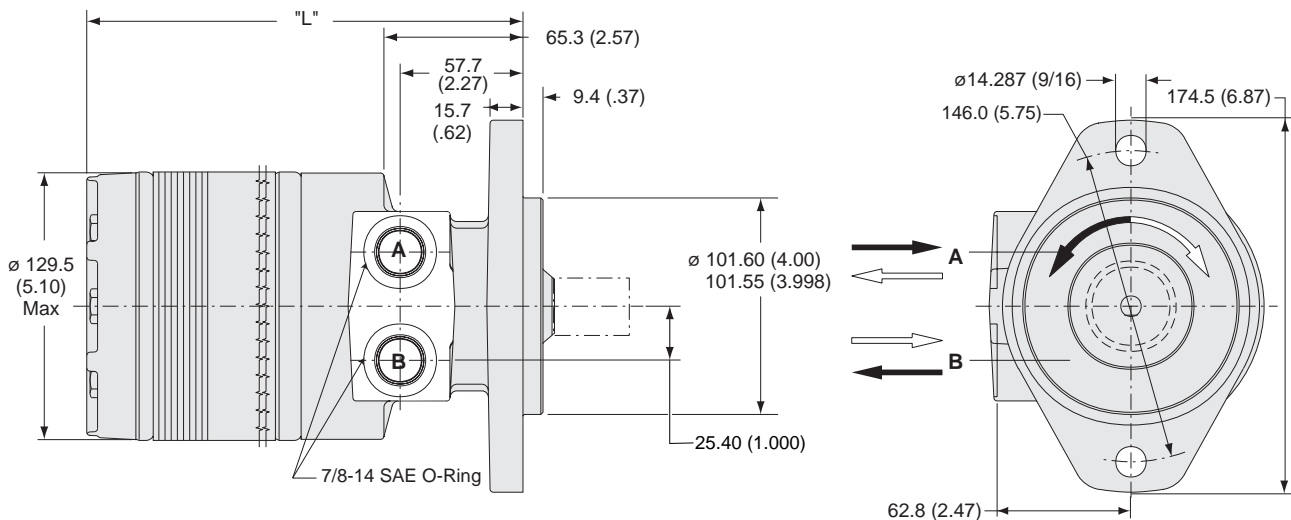
SAE A 2-Bolt, 7/8-14 SAE O-Ring



Code AS	disp.	0080	0100	0130	0140	0170	0195	0240	0280	0360	0405	0475
Weight/Gewicht	kg	13.6	13.6	13.8	13.9	14.2	14.5	14.9	15.2	16.0	16.5	17.2
Poids/Peso	(lb)	(29.9)	(30.0)	(30.5)	(30.7)	(31.3)	(31.9)	(32.9)	(33.5)	(35.2)	(36.4)	(37.9)
Length	"L" mm	191	191	194	196	199	202	207	211	221	225	234
	"L" (in)	(7.51)	(7.51)	(7.63)	(7.70)	(7.82)	(7.95)	(8.13)	(8.32)	(8.70)	(8.87)	(9.20)

Code: BS

SAE B 2-Bolt, 7/8-14 SAE O-Ring



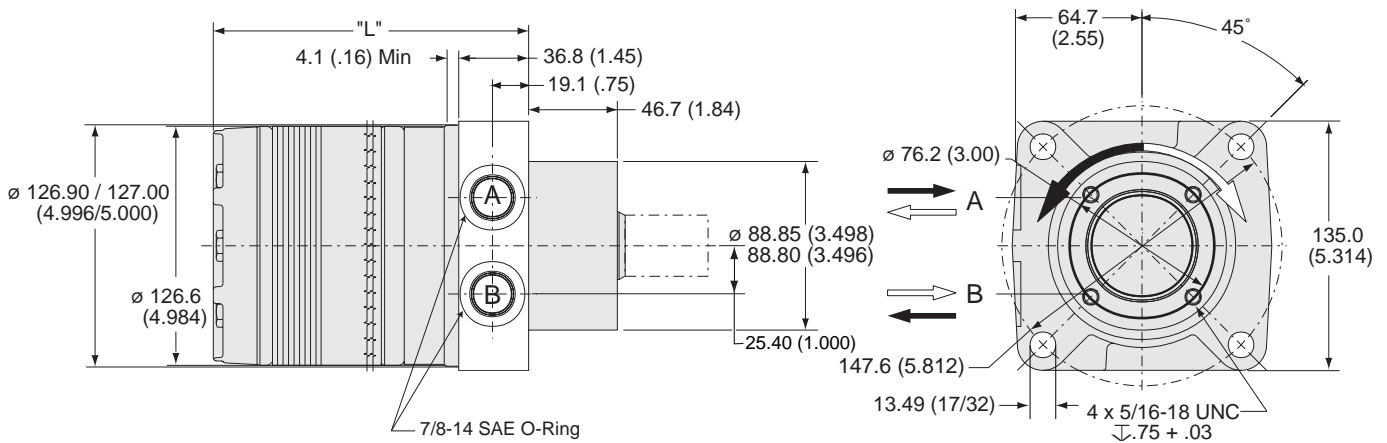
Code BS	disp.	0080	0100	0130	0140	0170	0195	0240	0280	0360	0405	0475
Weight/Gewicht	kg	14.2	14.2	14.5	14.6	14.8	15.1	15.5	15.8	16.6	17.1	17.8
Poids/Peso	(lb)	(31.3)	(31.4)	(31.9)	(32.1)	(32.7)	(33.3)	(34.3)	(34.9)	(36.6)	(37.8)	(39.3)
Length	"L" mm	184	184	187	189	192	195	200	205	214	218	227
	"L" (in)	(7.25)	(7.25)	(7.37)	(7.44)	(7.56)	(7.69)	(7.87)	(8.06)	(8.44)	(8.60)	(8.94)

English equivalents for metric specifications are shown in ().

pp 074-089TF SD.p65

Code: LS

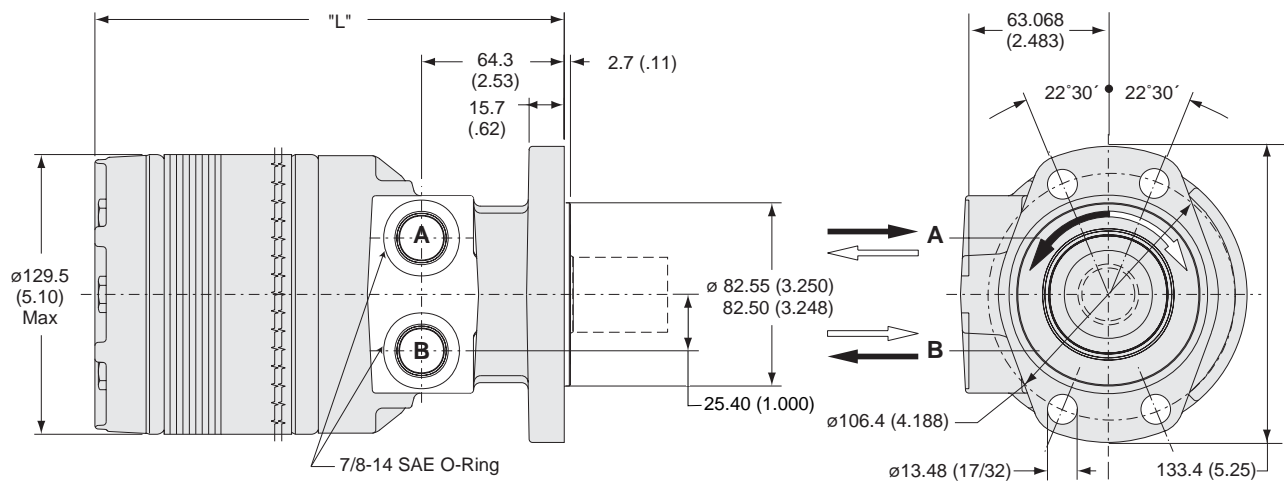
Wheel, Front Brake Nose



Code LS	disp.	0080	0100	0130	0140	0170	0195	0240	0280	0360	0405	0475
Weight/Gewicht	kg	14.0	14.0	14.2	14.3	14.6	14.9	15.3	15.6	16.3	17.0	17.5
Poids/Peso	(lb)	(30.9)	(30.9)	(31.2)	(31.5)	(32.1)	(32.9)	(33.7)	(34.4)	(35.9)	(37.5)	(38.6)
Length	"L" mm	146	146	149	151	154	157	162	167	175	180	189
	"L" (in)	(5.73)	(5.73)	(5.85)	(5.92)	(6.04)	(6.17)	(6.35)	(6.54)	(6.92)	(7.08)	(7.42)

Code: MS

Magneto, 7/8-14 SAE O-Ring

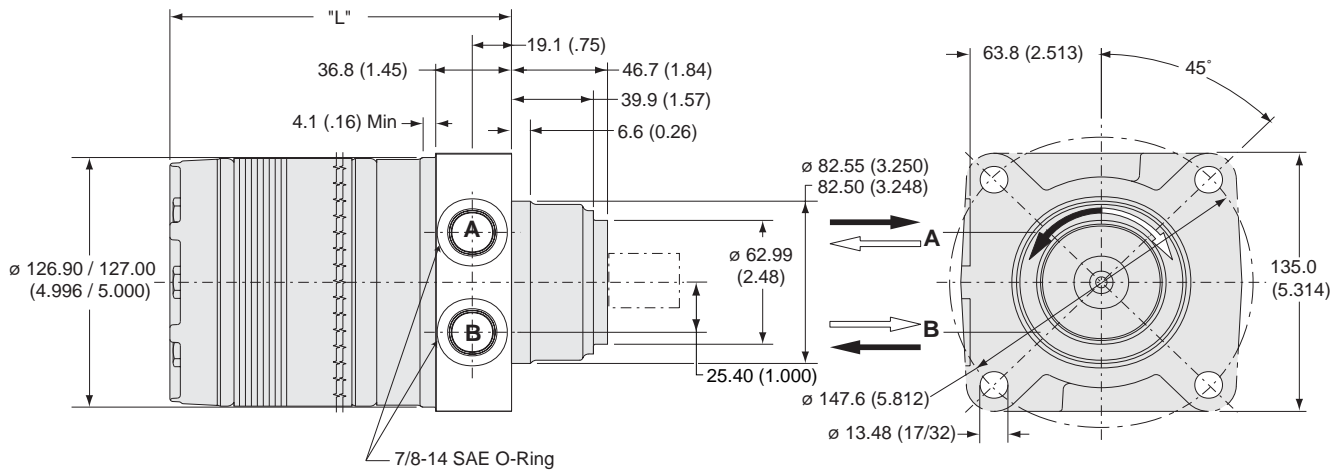


Code MS	disp.	0080	0100	0130	0140	0170	0195	0240	0280	0360	0405	0475
Weight/Gewicht	kg	13.6	13.6	13.8	13.9	14.2	14.5	14.9	15.2	16.0	16.5	17.2
Poids/Peso	(lb)	(29.9)	(30.0)	(30.5)	(30.7)	(31.3)	(31.9)	(32.9)	(33.5)	(35.2)	(36.4)	(37.9)
Length	"L" mm	191	191	194	196	199	202	207	211	221	225	234
	"L" (in)	(7.51)	(7.51)	(7.63)	(7.70)	(7.82)	(7.95)	(8.13)	(8.32)	(8.70)	(8.87)	(9.20)

English equivalents for metric specifications are shown in ().

Code: US

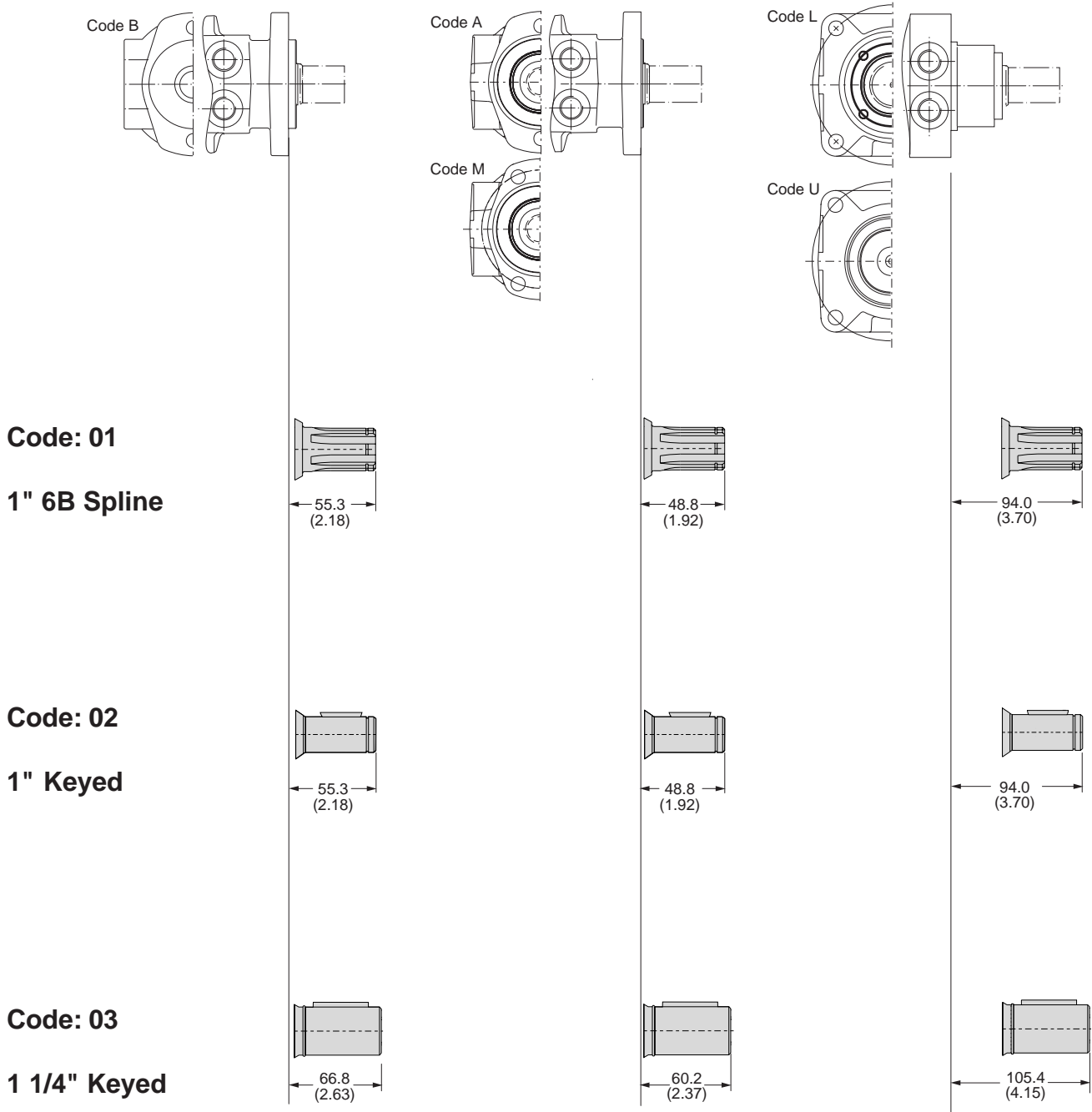
Wheel, Standard, 7/8-14 SAE O-Ring



Code US	disp.	0080	0100	0130	0140	0170	0195	0240	0280	0360	0405	0475
Weight/Gewicht	kg	13.9	13.9	14.2	14.3	14.5	14.8	15.2	15.5	16.3	16.9	17.5
Poids/Peso	(lb)	(30.6)	(30.7)	(31.2)	(31.5)	(32.0)	(32.7)	(33.6)	(34.2)	(35.9)	(37.2)	(38.6)
Length	"L" mm	146	146	149	151	154	157	162	167	176	180	189
	"L" (in)	(5.73)	(5.73)	(5.85)	(5.92)	(6.04)	(6.17)	(6.35)	(6.54)	(6.92)	(7.08)	(7.42)

English equivalents for metric specifications are shown in ().

pp 074-089TF SD.p65

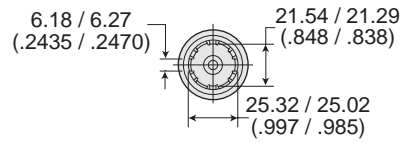
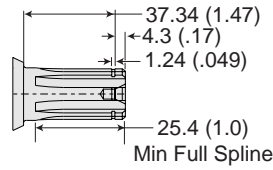


English equivalents for metric specifications are shown in ().

pp074-089TF SD.p65

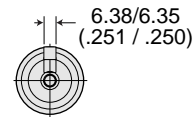
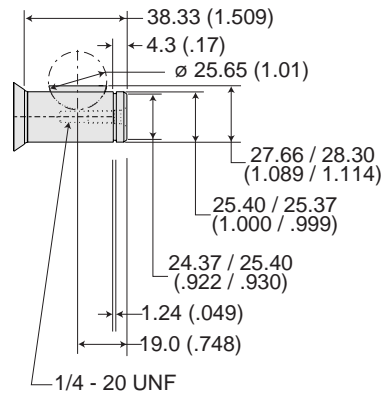
Code: 01

1" 6B Spline



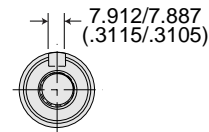
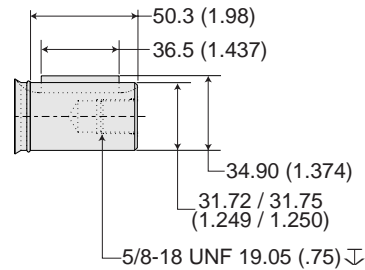
Code: 02

1" Keyed




Code: 03

1 1/4" Keyed



English equivalents for metric specifications are shown in ().

pp 074-089TF SD.p65

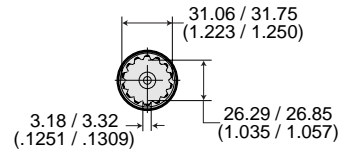
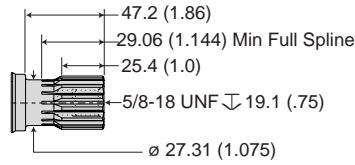


English equivalents for metric specifications are shown in ().

pp074-089TFSD.p65

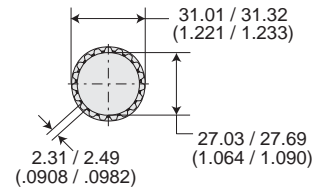
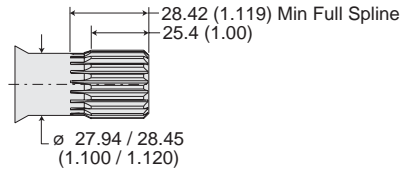
Code: 05

1 1/4" 14 Tooth Spline



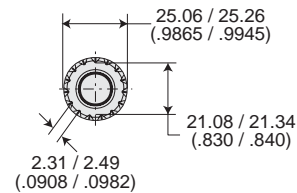
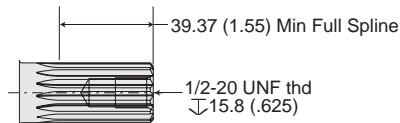
Code: 06

19 Tooth Spline



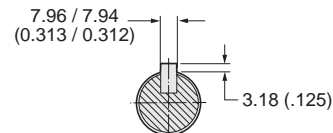
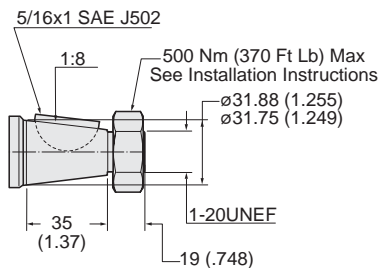
Code: 07

15 Tooth Spline



Code: 08

1 1/4" Tapered



English equivalents for metric specifications are shown in ().

pp 074-089TF SD.p65